

STATEMENT OF APPROPRIATIONS, ALLOTMENTS, OBLIGATIONS, DISBURSEMENTS AND BALANCES
As of the Quarter Ending December 31, 2014

Department : Department of Budget and Management
Agency : Government Procurement Policy Board - Technical Support Office (GPPB-TSO)
Operating Unit : GPPB-TSO
Organization Code (UACS) : 06 002 00 00000
Funding Source Code (as clustered): 1 01 101

Current Year Appropriations
 Supplemental Appropriations
 Continuing Appropriations

Table with columns: Particulars, UACS CODE, Appropriations (Authorized, Adjustments, Adjusted), Allotments (Received, Adjustments, Transfer To/From, Total), Current Year Obligations (1st-4th Quarter, Total), Current Year Disbursements (1st-4th Quarter, Total), Balances (Unreleased, Unobligated, Unpaid Obligations).

Certified Correct:
MILA C. MANALASTAS
Supervising Admin Officer
Date: 26 Jan 2015

Certified Correct:
KRISTINE DALE T. GERPUZ
Accountant III
Date:

Recommending Approval:
SANDRALYNA B. BOCHICO
Chief Administrative Officer
Date:





Approved By:
DENNIS S. SANTIAGO
Executive Director V
Date:

STATEMENT OF APPROPRIATIONS, ALLOTMENTS, OBLIGATIONS, DISBURSEMENTS AND BALANCES
As of the Quarter Ending December 31, 2014

Department : Department of Budget and Management
 Agency : Government Procurement Policy Board - Technical Support Office (GPPB-TSO)
 Operating Unit : GPPB-TSO
 Organization Code (UACS) : 06 002 00 00000
 Funding Source Code (as clustered) : 1 02 101

<input type="checkbox"/>	Current Year Appropriations
<input type="checkbox"/>	Supplemental Appropriations
<input checked="" type="checkbox"/>	Continuing Appropriations

Particulars	UACS CODE	Appropriations			Allotments			Current Year Obligations					Current Year Disbursements					Balances						
		Authorized Appropriation	Adjustments (Transfer To/From, Realignment)	Adjusted Appropriations	Allotments Received	Adjustments (Withdrawal, Realignment)	Transfer To	Transfer From	Adjusted Total Allotments	1st Quarter Ending March 31	2nd Quarter Ending June 30	3rd Quarter Ending Sept. 30	4th Quarter Ending Dec. 31	Total	1st Quarter Ending March 31	2nd Quarter Ending June 30	3rd Quarter Ending Sept. 30	4th Quarter Ending Dec. 31	Total	Unreleased Appropriations	Unobligated Allotment	Unpaid Obligations (15-20) = (23+24)		
																						Due and Demandable	Not Yet Due and Demandable	
1	2	3	4	5=(3+4)	6	7	8	9	10=(8+(7)-8+9)	11	12	13	14	15=(11+12+13+14)	16	17	18	19	20=(18+17+18+19)	21=(5-10)	22=(10-15)	23	24	
I. Agency Specific Budget	1 02 101																							
PS				-					-	0.00	0.00	0.00	0.00	0.00	0.00	0.00	0.00	0.00	0.00	-	-	-	-	
MOOE		9,851,122.99	(3,000,000.00)	6,851,122.99	9,851,122.99	(3,000,000.00)			9,851,122.99	80,700.00	87,200.00	87,200.00	44,800.00	259,900.00	80,700.00	87,200.00	87,200.00	44,800.00	259,900.00	-	6,391,222.99	0.00	0.00	
CO		454,302.58	3,000,000.00	3,454,302.58	454,302.58	3,000,000.00			3,454,302.58		236,267.97		3,084,580.00	3,320,847.97							-	133,454.61	0.00	3,035,800.00
Sub-Total, Agency Specific Budget		10,105,425.57	0.00	10,105,425.57	10,105,425.57	-	0.00	0.00	10,105,425.57	80,700.00	303,467.97	87,200.00	3,129,380.00	3,580,747.97	80,700.00	87,200.00	303,467.97	93,780.00	545,147.97	0.00	6,524,677.60	0.00	3,035,800.00	
PS		0.00	0.00	0.00	0.00	-	0.00	0.00	0.00	0.00	0.00	0.00	0.00	0.00	0.00	0.00	0.00	0.00	0.00	-	-	0.00	0.00	
MOOE		9,851,122.99	(3,000,000.00)	6,851,122.99	9,851,122.99	(3,000,000.00)	0.00	0.00	6,851,122.99	80,700.00	87,200.00	87,200.00	44,800.00	259,900.00	80,700.00	87,200.00	87,200.00	44,800.00	259,900.00	-	6,391,222.99	0.00	0.00	
CO		454,302.58	3,000,000.00	3,454,302.58	454,302.58	3,000,000.00	0.00	0.00	3,454,302.58	0.00	236,267.97	0.00	3,084,580.00	3,320,847.97	0.00	0.00	236,267.97	49,980.00	285,247.97	0.00	133,454.61	0.00	3,035,800.00	
GRAND TOTAL		10,105,425.57	0.00	10,105,425.57	10,105,425.57	-	0.00	0.00	10,105,425.57	80,700.00	303,467.97	87,200.00	3,129,380.00	3,580,747.97	80,700.00	87,200.00	303,467.97	93,780.00	545,147.97	0.00	6,524,677.60	0.00	3,035,800.00	
PS		0.00	0.00	0.00	0.00	-	0.00	0.00	0.00	0.00	0.00	0.00	0.00	0.00	0.00	0.00	0.00	0.00	0.00	-	-	0.00	0.00	
MOOE		9,851,122.99	(3,000,000.00)	6,851,122.99	9,851,122.99	(3,000,000.00)	0.00	0.00	6,851,122.99	80,700.00	87,200.00	87,200.00	44,800.00	259,900.00	80,700.00	87,200.00	87,200.00	44,800.00	259,900.00	0.00	6,391,222.99	0.00	0.00	
CO		454,302.58	3,000,000.00	3,454,302.58	454,302.58	3,000,000.00	0.00	0.00	3,454,302.58	0.00	236,267.97	0.00	3,084,580.00	3,320,847.97	0.00	0.00	236,267.97	49,980.00	285,247.97	0.00	133,454.61	0.00	3,035,800.00	
Recapitulation:																								
GRAND TOTAL		10,105,425.57	0.00	10,105,425.57	10,105,425.57	-	0.00	0.00	10,105,425.57	80,700.00	303,467.97	87,200.00	3,129,380.00	3,580,747.97	80,700.00	87,200.00	303,467.97	93,780.00	545,147.97	0.00	6,524,677.60	0.00	3,035,800.00	
PS		0.00	0.00	0.00	0.00	-	0.00	0.00	0.00	0.00	0.00	0.00	0.00	0.00	0.00	0.00	0.00	0.00	0.00	-	-	0.00	0.00	
MOOE		9,851,122.99	(3,000,000.00)	6,851,122.99	9,851,122.99	(3,000,000.00)	0.00	0.00	6,851,122.99	80,700.00	87,200.00	87,200.00	44,800.00	259,900.00	80,700.00	87,200.00	87,200.00	44,800.00	259,900.00	0.00	6,391,222.99	0.00	0.00	
CO		454,302.58	3,000,000.00	3,454,302.58	454,302.58	3,000,000.00	0.00	0.00	3,454,302.58	0.00	236,267.97	0.00	3,084,580.00	3,320,847.97	0.00	0.00	236,267.97	49,980.00	285,247.97	0.00	133,454.61	0.00	3,035,800.00	

Certified Correct:  MILA C. MANALASTAS Supervising Admin Officer Date: 20 Jan-2015	Certified Correct:  KRISTINE DALE T. CORPUZ Accountant III Date:	Recommending Approval:  SANDRA LYNN A. ESCOBEDO Chief Administrative Officer Date:	Approved By:  DENNIS S. SANTIAGO Executive Director V Date:
---------------------------------------------------------------------------------------------------------------------------------------------------------------------------------	---------------------------------------------------------------------------------------------------------------------------------------------------------------	-----------------------------------------------------------------------------------------------------------------------------------------------------------------------------------	------------------------------------------------------------------------------------------------------------------------------------------------------------

STATEMENT OF APPROPRIATIONS, ALLOTMENTS, OBLIGATIONS, DISBURSEMENTS AND BALANCES
As of the Quarter Ending December 31, 2014

Department : Department of Budget and Management
 Agency : Government Procurement Policy Board - Technical Support Office (GPPB-TSO)
 Operating Unit : GPPB-TSO
 Organization Code (UACS) : 06 002 00 00000
 Funding Source Code (as clustered) : 1 04 164

<input type="checkbox"/>	Current Year Appropriations
<input type="checkbox"/>	Supplemental Appropriations
<input type="checkbox"/>	Continuing Appropriations
<input checked="" type="checkbox"/>	Automatic Appropriations

Particulars	UACS CODE	Appropriations			Allotments			Current Year Obligations					Current Year Disbursements					Balances					
		Authorized Appropriation	Adjustments (Transfer To)/From, Realignment	Adjusted Appropriations	Allotments Received	Adjustments (Withdrawal, Realignment)	Transfer To	Transfer From	Adjusted Total Allotments	1st Quarter Ending March 31	2nd Quarter Ending June 30	3rd Quarter Ending Sept. 30	4th Quarter Ending Dec. 31	Total	1st Quarter Ending March 31	2nd Quarter Ending June 30	3rd Quarter Ending Sept. 30	4th Quarter Ending Dec. 31	Total	Unreleased Appropriations	Unobligated Allotment	Unpaid Obligations (15-20) = (23+24)	
																						Due and Demandable	Not Yet Due and Demandable
1	2	3	4	5=(3+4)	6	7	8	9	10=[(6+(-7)-8+9)]	11	12	13	14	15=[(11+12+13+14)]	16	17	18	19	20=[(16+17+18+19)]	21=(5-10)	22=(10-15)	23	24
I. Agency Specific Budget	1 01 101																						
II. Automatic Appropriations																							
Grants from Development Partners (IDF)	1 04 164																						
MOOE		4,852,748.00		4,852,748.00	4,852,748.00				4,852,748.00	0.00	0.00	0.00	4,834,648.00	4,834,648.00	0.00	0.00	0.00	0.00	0.00	0.00	18,100.00	0.00	4,834,648.00
CO		492,645.00		492,645.00	492,645.00				492,645.00	0.00	0.00	0.00	483,600.00	483,600.00	0.00	0.00	0.00	483,600.00	483,600.00	0.00	9,045.00	0.00	0.00
Sub-Total, Automatic Appropriations		5,345,393.00		5,345,393.00	5,345,393.00				5,345,393.00	0.00	0.00	0.00	5,318,248.00	5,318,248.00	0.00	0.00	0.00	483,600.00	483,600.00	0.00	27,145.00	0.00	4,834,648.00
PS																							
MOOE		4,852,748.00		4,852,748.00	4,852,748.00				4,852,748.00	0.00	0.00	0.00	4,834,648.00	4,834,648.00	0.00	0.00	0.00	0.00	0.00	0.00	18,100.00	0.00	4,834,648.00
CO		492,645.00		492,645.00	492,645.00				492,645.00	0.00	0.00	0.00	483,600.00	483,600.00	0.00	0.00	0.00	483,600.00	483,600.00	0.00	9,045.00	0.00	0.00
GRAND TOTAL		5,345,393.00		5,345,393.00	5,345,393.00				5,345,393.00	0.00	0.00	0.00	5,318,248.00	5,318,248.00	0.00	0.00	0.00	483,600.00	483,600.00	0.00	27,145.00	0.00	4,834,648.00
PS		0.00		0.00	0.00				0.00	0.00	0.00	0.00	0.00	0.00	0.00	0.00	0.00	0.00	0.00	0.00	0.00	0.00	0.00
MOOE		4,852,748.00		4,852,748.00	4,852,748.00				4,852,748.00	0.00	0.00	0.00	4,834,648.00	4,834,648.00	0.00	0.00	0.00	0.00	0.00	0.00	18,100.00	0.00	4,834,648.00
CO		492,645.00		492,645.00	492,645.00				492,645.00	0.00	0.00	0.00	483,600.00	483,600.00	0.00	0.00	0.00	483,600.00	483,600.00	0.00	9,045.00	0.00	0.00
Recapitulation:																							
MFO 1																							
GRAND TOTAL		5,345,393.00		5,345,393.00	5,345,393.00				5,345,393.00	0.00	0.00	0.00	5,318,248.00	5,318,248.00	0.00	0.00	0.00	483,600.00	483,600.00	0.00	27,145.00	0.00	4,834,648.00
PS		0.00		0.00	0.00				0.00	0.00	0.00	0.00	0.00	0.00	0.00	0.00	0.00	0.00	0.00	0.00	0.00	0.00	0.00
MOOE		4,852,748.00		4,852,748.00	4,852,748.00				4,852,748.00	0.00	0.00	0.00	4,834,648.00	4,834,648.00	0.00	0.00	0.00	0.00	0.00	0.00	18,100.00	0.00	4,834,648.00
CO		492,645.00		492,645.00	492,645.00				492,645.00	0.00	0.00	0.00	483,600.00	483,600.00	0.00	0.00	0.00	483,600.00	483,600.00	0.00	9,045.00	0.00	0.00

Certified Correct: MILA C. MANALASTAS Supervising Admin Officer Date: 20-Jan-2015	Certified Correct: KRISTINE DALE T. CORPUZ Accountant III Date:	Recommending Approval: SANDRA LYN ANDISCOCHO Chief Administrative Officer Date:	Approved By: DENNIS S. SANTIAGO Executive Director V Date:
------------------------------------------------------------------------------------------------	------------------------------------------------------------------------------	----------------------------------------------------------------------------------------------	-------------------------------------------------------------------------

SUMMARY OF APPROPRIATIONS, ALLOTMENTS, OBLIGATIONS, DISBURSEMENTS AND BALANCES BY OBJECT OF EXPENDITURES
As of the Quarter Ending December 31, 2014

Department : Department of Budget and Management
 Agency : Government Procurement Policy Board - Technical Support Office (GPPB-TSO)
 Operating Unit : GPPB-TSO
 Organization Code (UACS) : 06 002 00 00000
 Funding Source Code (as clustered) : 1 02 101
 (e.g. Old Fund Code: 101,102, 151)

<input type="checkbox"/>	Current Year Appropriations
<input type="checkbox"/>	Supplemental Appropriations
<input checked="" type="checkbox"/>	Continuing Appropriations

Particulars	UACS CODE	Appropriations			Allotments					Current Year Obligations					Current Year Disbursements					Balances			
		Authorized Appropriation	Adjustments (Transfer To/From, Reassignment)	Adjusted Appropriations	Allotments Received	Adjustments (Withdrawal, Reassignment)	Transfer To	Transfer From	Adjusted Total Allotments	1st Quarter	2nd Quarter	3rd Quarter	4th Quarter	Total	1st Quarter	2nd Quarter	3rd Quarter	4th Quarter	Total	Unreleased Appropriations	Unobligated Allotment	Unpaid Obligations (15-20) = (23+24)	
										Ending March 31	Ending June 30	Ending Sept. 30	Ending Dec. 31		Ending March 31	Ending June 30	Ending Sept. 30	Ending Dec. 31				Due and Demandable	Not Yet Due and Demandable
1	2	3	4	5=(3+4)	6	7	8	9	10={6+(-)7+8+9}	11	12	13	14	15=(11+12+13+14)	16	17	18	19	20=(16+17+18+19)	21=(5-10)	22=(10-15)	23	24
Capital Outlays		454,302.58	3,000,000.00	3,454,302.58	454,302.58	3,000,000.00	0.00	0.00	3,454,302.58	0.00	238,287.97	0.00	3,084,580.00	3,320,847.97	0.00	0.00	238,287.97	48,580.00	285,247.97	0.00	133,454.61	0.00	3,035,600.00
Property, Plant and Equipment Outlay																							
Machinery and Equipment Outlay	50804050 00			0.00	0.00				0.00					0.00					0.00	0.00	0.00	0.00	0.00
Office Equipment	50804050 02	11,213.00		11,213.00	11,213.00				11,213.00	0.00				0.00					0.00	0.00	11,213.00	0.00	0.00
Information and Communication Technology Equipment	50804050 03	260,000.00		260,000.00	260,000.00				260,000.00					0.00					0.00	0.00	11,752.03	0.00	0.00
Transportation Equipment Outlay	50804080 00			0.00	0.00				0.00		238,287.97		11,980.00	248,247.97			238,287.97	11,980.00	248,247.97	0.00	11,752.03	0.00	0.00
Motor Vehicles	50804080 01		3,000,000.00	3,000,000.00	0.00	3,000,000.00			3,000,000.00				3,000,000.00	3,000,000.00					0.00	0.00	0.00	0.00	3,000,000.00
Other Property Plant and Equipment Outlay	50804090 00			0.00	0.00				0.00					0.00					0.00	0.00	0.00	0.00	0.00
Other Property, Plant and Equipment	50804090 99	183,089.58		183,089.58	183,089.58				183,089.58				72,600.00	72,600.00				37,000.00	37,000.00	0.00	110,488.58	0.00	35,600.00
GRAND TOTAL		10,105,425.57	0.00	10,105,425.57	10,105,425.57	0.00	0.00	0.00	10,105,425.57	80,700.00	303,487.97	67,200.00	3,129,380.00	3,680,747.97	80,700.00	67,200.00	303,487.97	93,780.00	545,147.97	0.00	6,524,677.80	0.00	3,035,600.00

Certified Correct:

MILA C. MANALASTAS
Supervising Admin Officer
Date: 30-Jan-2015

Certified Correct:

KRISTINE DALE T. CORPUZ
Accountant III
Date:

Recommending Approval:

SANDRA LYN A. ESCOBEDO
Chief Administrative Officer
Date:

Approved By:





DENNIS R. SANTIAGO
Executive Director V
Date:

SUMMARY OF APPROPRIATIONS, ALLOTMENTS, OBLIGATIONS, DISBURSEMENTS AND BALANCES BY OBJECT OF EXPENDITURES
As of the Quarter Ending December 31, 2014

Department : Department of Budget and Management
 Agency : Government Procurement Policy Board - Technical Support Office (GPPB-TSO)
 Operating Unit : GPPB-TSO
 Organization Code (UACS) : 06 002 00 0000
 Funding Source Code (as clustered) : 1 04 164
 (e.g. Old Fund Code: 101,102, 151)

<input type="checkbox"/>	Current Year Appropriations
<input type="checkbox"/>	Supplemental Appropriations
<input type="checkbox"/>	Continuing Appropriations
<input checked="" type="checkbox"/>	Automatic Appropriations

Particulars	UACS CODE	Appropriations			Allotments			Current Year Obligations					Current Year Disbursements					Balances																											
		Authorized Appropriation	Adjustments (Transfer To)/From, Realignment	Adjusted Appropriations	Allotments Received	Adjustments (Withdrawal, Realignment)	Transfer To	Transfer From	Adjusted Total Allotments	1st Quarter Ending March 31	2nd Quarter Ending June 30	3rd Quarter Ending Sept. 30	4th Quarter Ending Dec. 31	Total	1st Quarter Ending March 31	2nd Quarter Ending June 30	3rd Quarter Ending Sept. 30	4th Quarter Ending Dec. 31	Total	Unreleased Appropriations	Unobligated Allotment	Unpaid Obligations (15-20) = (23+24)																							
																						Due and Demandable	Not Yet Due and Demandable																						
1	2	3	4	5=(3+4)	6	7	8	9	10=[(6+(-)7)-8+9]	11	12	13	14	15=(11+12+13+14)	16	17	18	19	20=(16+17+18+19)	21=(5-10)	22=(10-15)	23	24																						
SUMMARY																																													
A. AGENCY SPECIFIC BUDGET																																													
B. AUTOMATIC APPROPRIATIONS																																													
Grants from Development Partners (IDF)																							104164																						
Maintenance & Other Operating Expenses																																													
Professional Services																							50211000 00	4,852,748.00	0.00	4,852,748.00	4,852,748.00	0.00	0.00	0.00	4,852,748.00	0.00	0.00	0.00	4,834,648.00	4,834,648.00	0.00	0.00	0.00	0.00	0.00	0.00	18,100.00	0.00	4,834,648.00
Consultancy Services																							50211030 00	4,852,748.00		4,852,748.00	4,852,748.00				4,852,748.00				4,834,648.00	4,834,648.00	0.00	0.00		0.00	0.00	0.00	18,100.00	0.00	4,834,648.00
Other Maintenance and Operating Expenses																							50289000 00			0.00					0.00					0.00				0.00	0.00	0.00	0.00	0.00	0.00
Subscription Expenses																							50289070 00			0.00					0.00					0.00	0.00	0.00	0.00	0.00	0.00	0.00	0.00	0.00	
Capital Outlays																								492,645.00	0.00	492,645.00	492,645.00	0.00	0.00	492,645.00	0.00	0.00	0.00	483,600.00	483,600.00	0.00	0.00	0.00	483,600.00	483,600.00	0.00	0.045.00	0.00	0.00	
Property, Plant and Equipment Outlay																										0.00				0.00					0.00				0.00	0.00	0.00	0.00	0.00	0.00	
Information and Communication Technology Equipment																							50604050 03	492,645.00		492,645.00	492,645.00			492,645.00				483,600.00	483,600.00	0.00	0.00		483,600.00	483,600.00	0.00	0.045.00	0.00	0.00	
C. SPECIAL PURPOSE FUNDS																								0.00	0.00	0.00	0.00	0.00	0.00	0.00	0.00	0.00	0.00	0.00	0.00	0.00	0.00	0.00	0.00	0.00	0.00	0.00	0.00	0.00	
GRAND TOTAL																								5,345,393.00	0.00	5,345,393.00	5,345,393.00	0.00	0.00	5,345,393.00	0.00	0.00	0.00	5,318,248.00	5,318,248.00	0.00	0.00	0.00	483,600.00	483,600.00	0.00	27,145.00	0.00	4,834,648.00	

<p>Certified Correct:</p>  MILA C. MANALASTAS Supervising Admin Officer Date: 20-Jan-2015	<p>Certified Correct:</p>  KRISTINE DALE T. DORPUZ Accountant III Date:	<p>Recommending Approval:</p>  SANDRA LYN M. BISCOCHO Chief Administrative Officer Date:	<p>Approved By:</p>  DENNIS S. SANTIAGO Executive Director V Date:
---------------------------------------------------------------------------------------------------------------------------------------------------------------------------------------------	----------------------------------------------------------------------------------------------------------------------------------------------------------------------------	----------------------------------------------------------------------------------------------------------------------------------------------------------------------------------------------	------------------------------------------------------------------------------------------------------------------------------------------------------------------------

**List of Allotments and Sub-Allotments
As of the Quarter ending December 31, 2014**

Department : Department of Budget and Management
 Agency : Government Procurement Policy Board - Technical Support Office (GPPB-TSO)
 Operating Unit : GPPB-TSO
 Organization Code (UACS) : 06 002 00 00000
 Funding Source Code (as clustered) : 1 01 101

✓	Current Year Appropriations
	Continuing Appropriations
	Supplemental Appropriations

No.	Allotments / Sub-Allotments		Funding Source		Allotments / Sub-Allotments received from COs / ROs				Sub-Allotment to Regions/Operating Units				Total Allotments / Net of Sub-allotments			
	Number	Date	Description	UACS Code	PS	MOOE	CO	Total	PS	MOOE	CO	Total	PS	MOOE	CO	Total
1	2	3	4	5	6	7	8	9=(6+7+8)	10	11	12	13=(10+11+12)	14=(6+10)	15=(7+11)	16=(8+12)	17=(14+15+16)
A. Allotments received from DBM																
1	Comprehensive Release per Annex A and A-1 of NBC No. 551		2-Jan-14	Agency Specific Budget	1 01 101	15,816,000	16,399,000	1,519,000	33,734,000							
2	GARO No. 2014-1 (RLIP)			RLIP	1 04 102								15,816,000	16,399,000	1,519,000	33,734,000
3	SARO-BMB-C-14-0010112 (MPBF)		25-Jul-14	MPBF (2013 PBB)	1 01 406	175,000		175,000					175,000			175,000
4	SARO-BMB-C-14-0014368		9/23/2014	Pension and Gratuity Fund	1 01 407	602,521		602,521					602,521			602,521
5	SARO-BMB-C-14-0014948		10/2/2014	MPBF	1 01 406	313,763		313,763					313,763			313,763
6	SARO-BMB-C-14-0014991		10/3/2014	RLIP	1 04 102	1,551,457		1,551,457					1,551,457			1,551,457
7	SARO-BMB-C-14-0018868		11/21/2014	Pension and Gratuity Fund	1 01 407	128,744		128,744					128,744			128,744
8	SARO-BMB-C-14-0023417		12/16/2014	MPBF (PEI)	1 01 406	160,000		160,000					160,000			160,000
9	SARO-BMB-C-14-0026411		12/23/2014	CNA FY 2014	1 01 101	700,000	(700,000)						700,000	(700,000)		
10																
11																
14																
15																
	Sub-total					19,447,485	15,699,000	1,519,000	36,665,485				19,447,485	15,699,000	1,519,000	36,665,485
B. Sub-allotments received from Central Office/Regional Office																
1																
2																
3																
4																
5																
	Sub-Total															
	Total Allotments					19,447,485	15,699,000	1,519,000	36,665,485				19,447,485	15,699,000	1,519,000	36,665,485

Summary by Funding Source Code:																
Agency Specific Budget	1 01 101	16,516,000	15,699,000	1,519,000	33,734,000								16,516,000	15,699,000	1,519,000	33,734,000
RLIP	1 04 102	1,551,457			1,551,457								1,551,457			1,551,457
MPBF	1 01 406	648,763			648,763								648,763			648,763
Pension and Gratuity Fund	1 01 407	731,265			731,265								731,265			731,265
TOTAL		19,447,485	15,699,000	1,519,000	36,665,485								19,447,485	15,699,000	1,519,000	36,665,485

Certified Correct:

MILA C. MANALASTAS
Supervising Admin Officer


**List of Allotments and Sub-Allotments
As of the Quarter ending December 31, 2014**

Department : Department of Budget and Management
 Agency : Government Procurement Policy Board - Technical Support Office (GPPB-TSO)
 Operating Unit : GPPB-TSO
 Organization Code (UACS) : 06 002 00 00000
 Funding Source Code (as clustered) : 1 02 101

<input type="checkbox"/>	Current Year Appropriations
<input checked="" type="checkbox"/>	Continuing Appropriations
<input type="checkbox"/>	Supplemental Appropriations

No.	Allotments / Sub-Allotments		Funding Source		Allotments / Sub-Allotments received from COs / ROs				Sub-Allotment to Regions/Operating Units				Total Allotments / Net of Sub-allotments			
	Number	Date	Description	UACS Code	PS	MOOE	CO	Total	PS	MOOE	CO	Total	PS	MOOE	CO	Total
1	2	3	4	5	6	7.00	8.00	9=(6+7+8)	10	11	12	13=(10+11+12)	14=(6+10)	15=(7+11)	16=(8+12)	17=(14+15+16)
A. Allotments received from DBM																
1	ABM-BMB-C-13-0005552	10-Jan-13	Agency Budget Matrix	1 02 101	-	9,651,122.99	454,302.58	10,105,425.57				-		9,651,122.99	454,302.58	10,105,425.57
2	SARO-BMB-C-14-0023932	12/17/2014	Con'l. Appropriations	1 02 101		(3,000,000.00)	3,000,000.00	-				-		(3,000,000.00)	3,000,000.00	-
3																
4																
5																
6																
7																
8																
9																
10																
11																
12																
13																
14																
15																
16																
	Sub-total				-	6,651,122.99	3,454,302.58	10,105,425.57	-	-	-	-	-	6,651,122.99	3,454,302.58	10,105,425.57
B. Sub-allotments received from Central Office/Regional Office																
1																
2																
3																
4																
5																
6																
	Sub-Total				-	-	-	-	-	-	-	-	-	-	-	-
	Total Allotments				-	6,651,122.99	3,454,302.58	10,105,425.57	-	-	-	-	-	6,651,122.99	3,454,302.58	10,105,425.57

Summary by Funding Source Code:																
			Agency Specific Budget /Continuing Appropriations	1 02 101	-	6,651,122.99	3,454,302.58	10,105,425.57	-	-	-	-	-	6,651,122.99	3,454,302.58	10,105,425.57

Certified Correct:

 MILA C. MANALASTAS
 Supervising Admin Officer


**List of Allotments and Sub-Allotments
As of the Quarter ending December 31, 2014**

Department : Department of Budget and Management
 Agency : Government Procurement Policy Board - Technical Support Office (GPPB-TSO)
 Operating Unit : GPPB-TSO
 Organization Code (UACS) : 05 002 00 00000
 Funding Source Code (as clustered) : 1 04 164
 (e.g. Old Fund Code: 101,102, 151)

<input type="checkbox"/>	Current Year Appropriations
<input type="checkbox"/>	Continuing Appropriations
<input type="checkbox"/>	Supplemental Appropriations
<input checked="" type="checkbox"/>	Automatic Appropriations

No.	Allotments / Sub-Allotments		Funding Source		Allotments / Sub-Allotments received from COs / ROs				Sub-Allotment to Regions/Operating Units				Total Allotments / Net of Sub-allotments				
	Number	Date	Description	UACS Code	PS	MOOE	CO	Total	PS	MOOE	CO	Total	PS	MOOE	CO	Total	
1	2	3	4	5	6	7	8	9=(6+7+8)	10	11	12	13=(10+11+12)	14=(6+10)	15=(7+11)	16=(8+12)	17=(14+15+16)	
A. Allotments received from DBM																	
1	SARO-BMC-C-14-00009529	14-Jul-14	Automatic Appropriations- IDF	1 04 164		263,382	237,020	500,402				-	-	263,382.00	237,020.00	500,402.00	
2	SARO-BMC-C-14-0019672	2-Dec-14	Automatic Appropriations- IDF	1 04 164		3,693,252		3,693,252				-		3,693,252.00	-	3,693,252.00	
3	SARO-BMC-C-14-0019671	2-Dec-14	Automatic Appropriations- IDF	1 04 164		896,114	255,625	1,151,739				-		896,114.00	255,625.00	1,151,739.00	
4																	
5																	
6																	
7																	
8																	
9																	
10																	
11																	
12																	
13																	
14																	
15																	
	Sub-total					-	4,852,748	492,645	5,345,393	-	-	-	-	-	4,852,748.00	492,645.00	5,345,393.00
B. Sub-allotments received from Central Office/Regional Office																	
1																	
2																	
3																	
4																	
5																	
6																	
	Sub-Total					-	-	-	-	-	-	-	-	-	-	-	
	Total Allotments					-	4,852,748	492,645	5,345,393	-	-	-	-	-	4,852,748.00	492,645.00	5,345,393.00



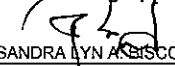

Summary by Funding Source Code:																
	Automatic Appropriations-IDF		1 04 164		-	4,852,748	492,645	5,345,393	-	-	-	-	-	4,852,748.00	492,645.00	5,345,393.00

Certified Correct:

 MILA C. MANALASTAS
 Supervising Admin Officer

STATEMENT OF APPROVED BUDGET, UTILIZATIONS, DISBURSEMENTS AND BALANCES
As of the Quarter Ending December 31, 2014

Department : Department of Budget and Management
 Agency : Government Procurement Policy Board-Technical Support Office
 Operating Unit : _____
 Organization Code (UACS) : 06 002
 Funding Source Code (as clustered) : 2 06 457

Particulars	UACS CODE	Approved Budget			Budget Utilization					Disbursements					BALANCES		
		Approved Budgeted Revenue	Adjustments (Additions, Reductions, Realignment)	Adjusted Budgeted Revenue	1st Quarter	2nd Quarter	3rd Quarter	4th Quarter	Total	1st Quarter	2nd Quarter	3rd Quarter	4th Quarter	Total	Unutilized Budget	Unpaid Utilizations (10-15) = (17+18)	
					Ending March 31	Ending June 30	Ending Sept. 30	Ending Dec. 31		Ending March 31	Ending June 30	Ending Sept. 30	Ending Dec. 31			Due and Demandable / Accounts Payable	Not Yet Due and Demandable
1	2	3	4	5=[3+(-)4]	6	7	8	9	10=(6+7+8+9)	11	12	13	14	15=(11+12+13+14)	16=(5-10)	17	18
I. Agency Approved Budget																	
MOOE		1,812,382.03	0.00	1,812,382.03	40,751.68	74,750.00	90,523.50	105,503.00	311,528.18	39,039.18	76,462.50	90,523.50	105,503.00	311,528.18	1,500,853.85	0.00	0.00
GRAND TOTAL		1,812,382.03	0.00	1,812,382.03	40,751.68	74,750.00	90,523.50	105,503.00	311,528.18	39,039.18	76,462.50	90,523.50	105,503.00	311,528.18	1,500,853.85	0.00	0.00
Recapitulation:																	
MOOE		1,812,382.03	0.00	1,812,382.03	40,751.68	74,750.00	90,523.50	105,503.00	311,528.18	39,039.18	76,462.50	90,523.50	105,503.00	311,528.18	1,500,853.85	0.00	0.00





Certified Correct:  MILA C. MANALASTAS Supervising Admin Officer Date: <u>11/20/15</u>	Certified Correct:  KRISTINE DALE T. CORPUZ Accountant III Date: _____	Recommending Approval:  SANDRA LYN A. BISCOCHO Chief Administrative Officer Date: _____	Approved By:  DENNIS S. SANTIAGO Executive Director V Date: _____
--------------------------------------------------------------------------------------------------------------------------------------------------------------------------------------------	----------------------------------------------------------------------------------------------------------------------------------------------------------------------------	-----------------------------------------------------------------------------------------------------------------------------------------------------------------------------------------------	-------------------------------------------------------------------------------------------------------------------------------------------------------------------------

*Includes P20,000.00 (from prior year's collection), as the maintaining balance required by the AGDB
 ** Includes deposits to Bureau of Treasury: P396,077.78 on 5/8/2014; P373,971.46 on 8/14/2014; and P271,720.89 on 9/29/2014.

**SUMMARY OF APPROVED BUDGET, UTILIZATIONS, DISBURSEMENTS AND BALANCES BY OBJECT OF EXPENDITURES
As of the Quarter Ending December 31, 2014**

Department : Department of Budget and Management
 Agency : Government Procurement Policy Board - Technical Support Office (GPPB-TSO)
 Operating Unit : GPPB-TSO
 Organization Code (UACS) : 06 002 00 00000
 Funding Source Code (as clustered) : 2 06 457

Particulars	UACS CODE	Approved Budget			Budget Utilization					Disbursements					BALANCES		
		*Approved Budgeted Revenue	Adjustments (Additions, Reductions, Realignment)	Adjusted Budgeted Revenue	1st Quarter	2nd Quarter	3rd Quarter	4th Quarter	Total	1st Quarter	2nd Quarter	3rd Quarter	4th Quarter	Total	Unutilized Budget	Unpaid Utilizations (10-15) = (17+18)	
					Ending March 31	Ending June 30	Ending Sept. 30	Ending Dec. 31		Ending March 31	Ending June 30	Ending Sept. 30	Ending Dec. 31			Due and Demandable / Accounts Payable	Not Yet Due and Demandable
1	2	3	4	5=[3+(-)4]	6	7	8	9	10=(6+7+8+9)	11	12	13	14	15=(11+12+13+14)	16=(5-10)	17	18
SUMMARY																	
A. AGENCY SPECIFIC BUDGET																	
Maintenance & Other Operating Expenses																	
Training and Scholarship Expenses																	
Training Expenses	50202010 00	1,812,382.03		1,812,382.03	40,751.68	74,750.00	90,523.50	105,503.00	311,528.18	39,039.18	76,462.50	90,523.50	105,503.00	311,528.18	1,500,853.85	0.00	0.00
GRAND TOTAL		1,812,382.03	-	1,812,382.03	40,751.68	74,750.00	90,523.50	105,503.00	311,528.18	39,039.18	76,462.50	90,523.50	105,503.00	311,528.18	1,500,853.85	0.00	0.00

Certified Correct:  MILA C. MANALASTAS Supervising Admin. Officer Date: <u>11/26/14</u>	Certified Correct:  KRISTINE DALE T. CORPUZ Accountant III Date: _____	Recommending Approval:  SANDRA LYNN A. BISCHOCOCHO Chief Administrative Officer Date: _____	Approved By:  DENNIS S. SANTIAGO Executive Director V Date: _____
---------------------------------------------------------------------------------------------------------------------------------------------------------------------------------------------	----------------------------------------------------------------------------------------------------------------------------------------------------------------------------	---------------------------------------------------------------------------------------------------------------------------------------------------------------------------------------------------	-------------------------------------------------------------------------------------------------------------------------------------------------------------------------

*Includes P20,000.00 (from prior year's collection), as the maintaining balance required by the AGDB
 ** Includes deposits to Bureau of Treasury: P398,077.78 on 5/9/2014; P373,971.48 on 8/14/2014; P271,720.89 on 9/29/2014; and P459,716.72 on 12/17/14.

AGING OF DUE AND DEMANDABLE OBLIGATIONS
As of December 31, 2014

Department : Department of Budget and Management
 Agency : Government Procurement Policy Board - Technical Support Office (GPPB-TSO)
 Operating Units : GPPB-TSO
 Organization Code (UACS) : 06 002 00 00000
 Funding Source Code (as clustered) : 1 01 101
 (e.g. Old Fund Code: 101,102, 151)

Name of Creditor	Obligation Request			AGING OF DUE AND DEMANDABLE OBLIGATIONS						Remarks									
	Number	Date	Amount	Amount	90 days & below	91 to 180 days	181 to 270 days	271 to 360 days	Beyond 360 days										
											1	2	3	4	5	6	7	8	9
Eileen Rose T. Vizmonte	PS-2014-03-050	3/10/2014	198.00																
Hillary Ann B. Abuel	PS-2014-05-090	5/8/2014	723.22																No Clearance yet
Rizalina C. Quilit	PS-2014-07-136	7/10/2014	20,137.18																No Clearance yet
Rizalina C. Quilit	PS-2014-12-294	12/19/2014	28,464.45																
Jopare Pest Control System	MOOE-2014-12-301	12/29/2014	2,000.00																
Jennifer M. Torril	MOOE-2014-12-302	12/29/2014	1,907.50																
TOTAL			53,430.35																

Certified Correct by:

KRISTINE DALEY CORPUZ
Accountant III

Date:

Recommended by:

SANDRA LYN A. BISCOCHO
Chief Admin Officer

Date:

Approved by:

DENNIS S. SANTIAGO
Executive Director V

Date:

Certified Correct by:

MILA C. MANALASTAS
Supervising Admin Officer

Date: 1/20/15

MONTHLY REPORT OF DISBURSEMENTS
For the month of December 31, 2014

Department : Department of Budget and Management
 Agency : Government Procurement Policy Board - Technical Support Office (GPPB-TSO)
 Operating Unit : GPPB-TSO
 Organization Code (UACS) : 06 002 00 00000
 Funding Source Code (as clustered) : 101
 (e.g. Old Fund Code: 101,102, 151)

PARTICULARS	CURRENT YEAR BUDGET					PRIOR YEAR'S BUDGET											SUB-TOTAL	TRUST LIABILITIES				GRAND TOTAL					Remarks	
	PS	MOOE	Fin. Exp	CO	TOTAL	PRIOR YEAR'S ACCOUNTS PAYABLE					CURRENT YEAR'S ACCOUNTS PAYABLE					TOTAL		PS	MOOE	CO	TOTAL	PS	MOOE	Fin. Exp	CO	TOTAL		
						PS	MOOE	Fin. Exp	CO	Sub-Tota	PS	MOOE	Fin. Exp	CO	Sub-Total													
1	2	3	4	5	6=(2+3+4+5)	7	8	9	10	11=(7+8+9+10)	12	13	14	15	16=(12+13+14+15)	17=(11+16)	18=(6+17)	19	20	21	22=(19+20+21)	23	24	25	26	27=(23+24+25+26)	28	
Notice of Cash Allocation (NCA)																												
MDS Checks Issued	334,835.71	1,088,340.00	0.00	190,828.68	1,614,105.37	0.00	0.00	0.00	0.00	0.00	0.00	0.00	0.00	11,338.22	11,338.22	11,338.22	1,625,443.59	0.00	0.00	0.00	0.00	334,835.71	1,088,340.00	0.00	202,267.88	1,625,443.59		
Advice to Debit Account	1,581,082.44	92,658.94	0.00	0.00	1,673,741.38	0.00	0.00	0.00	0.00	0.00	0.00	0.00	0.00	35,017.85	35,017.85	35,017.85	1,708,737.23	0.00	0.00	0.00	0.00	1,581,082.44	92,658.94	0.00	35,017.85	1,708,737.23		
Special MDS Checks Issued	128,744.00	0.00	0.00	0.00	128,744.00	0.00	0.00	0.00	0.00	0.00	0.00	0.00	0.00	0.00	0.00	0.00	128,744.00	0.00	0.00	0.00	0.00	128,744.00	0.00	0.00	0.00	128,744.00		
Working Fund (NCA Issued to BTr)	0.00	0.00	0.00	0.00	0.00	0.00	0.00	0.00	0.00	0.00	0.00	0.00	0.00	0.00	0.00	0.00	0.00	0.00	0.00	0.00	0.00	0.00	0.00	0.00	0.00	0.00		
Tax Remittance Advices Issued (TRA)	482,858.04	59,779.01	0.00	10,807.34	583,444.39	0.00	0.00	0.00	0.00	0.00	0.00	0.00	0.00	2,623.93	2,623.93	2,623.93	586,068.32	0.00	0.00	0.00	0.00	482,858.04	59,779.01	0.00	13,431.27	586,068.32		
Cash Disbursement Ceiling (CDC)	0.00	0.00	0.00	0.00	0.00	0.00	0.00	0.00	0.00	0.00	0.00	0.00	0.00	0.00	0.00	0.00	0.00	0.00	0.00	0.00	0.00	0.00	0.00	0.00	0.00	0.00		
Non-Cash Availment Authority (NCAA)	0.00	0.00	0.00	0.00	0.00	0.00	0.00	0.00	0.00	0.00	0.00	0.00	0.00	0.00	0.00	0.00	0.00	0.00	0.00	0.00	0.00	0.00	0.00	0.00	0.00	0.00		
Others (CDT, BTr Docs Stamp, etc.)	0.00	0.00	0.00	0.00	0.00	0.00	0.00	0.00	0.00	0.00	0.00	0.00	0.00	0.00	0.00	0.00	0.00	0.00	0.00	0.00	0.00	0.00	0.00	0.00	0.00	0.00		
TOTAL	2,537,500.19	1,240,775.95	0.00	201,737.00	3,880,013.14	0.00	0.00	0.00	0.00	0.00	0.00	0.00	0.00	48,980.00	48,980.00	48,980.00	4,028,993.14	0.00	0.00	0.00	0.00	2,537,500.19	1,240,775.95	0.00	250,717.00	4,028,993.14		

SUMMARY:

	<u>Previous Report (November)</u>	<u>This month (December)</u>	<u>As of Date</u>		<u>Previous Report (Nov)</u>	<u>This month (Dec)</u>	<u>As of Date</u>
Total Disbursement Authorities Received				Total Disbursements Program	34,546,160.18	3,453,812.32	37,999,972.50
NCA	32,005,521.00	2,887,744.00	34,893,265.00	Less: * Actual Disbursements	24,859,266.14	4,028,993.14	28,888,259.28
Working Fund	0.00	0.00	0.00	(Over)/Under spending	9,706,894.04	(575,180.82)	9,131,713.22
TRA	2,540,839.18	668,088.32	3,108,707.50				
CDC	0.00	0.00	0.00				
NCAA	0.00	0.00	0.00				
Others (CDT, BTr Docs Stamp, etc.)	0.00	0.00	0.00				
Less: Notice of Transfer Allocations (NTA)* Issued	0.00	0.00	0.00				
Total Disbursements Authorities Available	34,546,160.18	3,453,812.32	37,999,972.50				
Less: Lapsed NCA	8,610,352.41	521,380.61	9,131,713.22				
Disbursements *	24,859,266.14	4,028,993.14	28,888,259.28				
Balance of Disbursements Authorities as of to date	1,086,541.63	(1,095,541.83)	0.00				

Notes: The use of NTA is discouraged
* Amounts should tally

Certified Correct:

KRISTINE DALE T. CORPUZ
Accountant III
Date:

Approved By:

DENNIS S. SANTIAGO
Executive Director V
Date:

MONTHLY REPORT OF DISBURSEMENTS
For the month of November 30, 2014

Department : Department of Budget and Management
 Agency : Government Procurement Policy Board - Technical Support Office (GPPB-TSO)
 Operating Unit : GPPB-TSO
 Organization Code (UACS) : 06 002 00 00000
 Funding Source Code (as clustered) : 101
 (e.g. Old Fund Code: 101,102, 151)

PARTICULARS	CURRENT YEAR BUDGET					PRIOR YEAR'S BUDGET											SUB-TOTAL	TRUST LIABILITIES				GRAND TOTAL					Remarks	
	PS	MOOE	Fin. Exp	CO	TOTAL	PRIOR YEAR'S ACCOUNTS PAYABLE					CURRENT YEAR'S ACCOUNTS PAYABLE					TOTAL		PS	MOOE	CO	TOTAL	PS	MOOE	Fin. Exp	CO	TOTAL		
						PS	MOOE	Fin. Exp	CO	Sub-Tota	PS	MOOE	Fin. Exp	CO	Sub-Total													
1	2	3	4	5	6=(2+3+4+5)	7	8	9	10	11=(7+8+9+10)	12	13	14	15	16=(12+13+14+15)	17=(11+16)	18=(6+17)	19	20	21	22=(19+20+21)	23	24	25	26	27=(23+24+25+26)	28	
Notice of Cash Allocation (NCA)																												
MDS Checks Issued	355,608.25	772,103.58	0.00	0.00	1,127,708.83	0.00	0.00	0.00	0.00	0.00	0.00	21,000.00	0.00	0.00	21,000.00	21,000.00	1,148,708.83	0.00	0.00	0.00	0.00	355,608.25	793,103.58	0.00	0.00	1,148,708.83		
Advice to Debit Account	1,735,413.40	23,120.00	0.00	0.00	1,758,533.40	0.00	0.00	0.00	0.00	0.00	0.00	0.00	0.00	0.00	0.00	0.00	1,758,533.40	0.00	0.00	0.00	0.00	1,735,413.40	23,120.00	0.00	0.00	1,758,533.40		
Special MDS Checks Issued	802,520.20	0.00	0.00	0.00	802,520.20	0.00	0.00	0.00	0.00	0.00	0.00	0.00	0.00	0.00	0.00	0.00	802,520.20	0.00	0.00	0.00	0.00	802,520.20	0.00	0.00	0.00	802,520.20		
Working Fund (NCA issued to BTr)	0.00	0.00	0.00	0.00	0.00	0.00	0.00	0.00	0.00	0.00	0.00	0.00	0.00	0.00	0.00	0.00	0.00	0.00	0.00	0.00	0.00	0.00	0.00	0.00	0.00	0.00		
Tax Remittance Advices Issued (TRA)	285,913.55	38,997.53	0.00	0.00	322,911.08	0.00	0.00	0.00	0.00	0.00	0.00	1,400.00	0.00	0.00	1,400.00	1,400.00	324,311.08	0.00	0.00	0.00	0.00	285,913.55	38,997.53	0.00	0.00	324,911.08		
Cash Disbursement Ceiling (CDC)	0.00	0.00	0.00	0.00	0.00	0.00	0.00	0.00	0.00	0.00	0.00	0.00	0.00	0.00	0.00	0.00	0.00	0.00	0.00	0.00	0.00	0.00	0.00	0.00	0.00	0.00		
Non-Cash Availment Authority (NCAA)	0.00	0.00	0.00	0.00	0.00	0.00	0.00	0.00	0.00	0.00	0.00	0.00	0.00	0.00	0.00	0.00	0.00	0.00	0.00	0.00	0.00	0.00	0.00	0.00	0.00	0.00		
Others (CDT, BTr Docs Stamp, etc.)	0.00	0.00	0.00	0.00	0.00	0.00	0.00	0.00	0.00	0.00	0.00	0.00	0.00	0.00	0.00	0.00	0.00	0.00	0.00	0.00	0.00	0.00	0.00	0.00	0.00	0.00		
TOTAL	2,979,450.40	832,221.11	0.00	0.00	3,811,671.51	0.00	0.00	0.00	0.00	0.00	0.00	22,400.00	0.00	0.00	22,400.00	22,400.00	3,834,071.51	0.00	0.00	0.00	0.00	2,979,450.40	834,021.11	0.00	0.00	3,834,071.51		

SUMMARY:


	Previous Report (October)	This month (November)	As of Date		Previous Report (Oct)	This month (Nov)	As of Date
Total Disbursement Authorities Received				Total Disbursements Program	30,732,328.10	3,813,832.08	34,546,160.18
NCA	26,516,000.00	3,489,521.00	32,005,521.00	Less: * Actual Disbursements	21,005,194.83	3,834,071.51	24,839,266.14
Working Fund	0.00	0.00	0.00	(Over)/Under spending	9,727,133.47	(20,239.43)	9,706,894.04
TRA	2,216,328.10	324,311.08	2,540,639.18				
CDC	0.00	0.00	0.00				
NCAA	0.00	0.00	0.00				
Others (CDT, BTr Docs Stamp, etc.)	0.00	0.00	0.00				
Less: Notice of Transfer Allocations (NTA)* Issued	0.00	0.00	0.00				
Total Disbursements Authorities Available	30,732,328.10	3,813,832.08	34,546,160.18				
Less: Lapsed NCA	8,810,352.41	0.00	8,810,352.41				
Disbursements *	21,005,194.83	3,834,071.51	24,839,266.14				
Balance of Disbursements Authorities as of to date	1,116,781.08	(20,239.43)	1,096,541.63				

Notes: The use of NTA is discouraged
 * Amounts should tally

Certified Correct:


 KRISTINE DALE T. CORPUZ
 Accountant III
 Date:

Approved By:


 DENNIS S. SANTIAGO
 Executive Director V
 Date:

MONTHLY REPORT OF DISBURSEMENTS
For the month of October 31, 2014

Department : Department of Budget and Management
 Agency : Government Procurement Policy Board - Technical Support Office (GPPB-TSO)
 Operating Unit : GPPB-TSO
 Organization Code (UACS) : 06 002 00 00000
 Funding Source Code (as clustered) : 101
 (e.g. Old Fund Code: 101,102, 151)

PARTICULARS	CURRENT YEAR BUDGET					PRIOR YEAR'S BUDGET											SUB-TOTAL	TRUST LIABILITIES				GRAND TOTAL					Remarks
	PS	MOOE	Fin. Exp	CO	TOTAL	PRIOR YEAR'S ACCOUNTS PAYABLE					CURRENT YEAR'S ACCOUNTS PAYABLE					TOTAL		PS	MOOE	CO	TOTAL	PS	MOOE	Fin. Exp	CO	TOTAL	
						PS	MOOE	Fin. Exp	CO	Sub-Tota	PS	MOOE	Fin. Exp	CO	Sub-Total												
1	2	3	4	5	6=(2+3+4+5)	7	8	9	10	11=(7+8+9+10)	12	13	14	15	16=(12+13+14+15)	17=(11+16)	18=(6+17)	19	20	21	22=(19+20+21)	23	24	25	26	27=(23+24+25+26)	28
Notice of Cash Allocation (NCA)																											
MDS Checks Issued	273,713.65	267,118.04	0.00	0.00	540,832.59	0.00	0.00	0.00	0.00	0.00	0.00	37,958.00	0.00	0.00	37,958.00	37,958.00	678,788.59	0.00	0.00	0.00	0.00	273,713.65	305,074.94	0.00	0.00	578,788.59	
Advice to Debit Account	744,430.35	15,000.00	0.00	0.00	759,430.35	0.00	0.00	0.00	0.00	0.00	0.00	0.00	0.00	0.00	0.00	0.00	759,430.35	0.00	0.00	0.00	0.00	744,430.35	15,000.00	0.00	0.00	759,430.35	
Working Fund (NCA Issued to BTr)	0.00	0.00	0.00	0.00	0.00	0.00	0.00	0.00	0.00	0.00	0.00	0.00	0.00	0.00	0.00	0.00	0.00	0.00	0.00	0.00	0.00	0.00	0.00	0.00	0.00	0.00	
Tax Remittance Advices Issued (TRA)	193,118.00	8,178.20	0.00	0.00	201,296.20	0.00	0.00	0.00	0.00	0.00	0.00	3,284.00	0.00	0.00	3,284.00	3,284.00	204,580.20	0.00	0.00	0.00	0.00	193,118.00	11,482.20	0.00	0.00	204,580.20	
Cash Disbursement Ceiling (CDC)	0.00	0.00	0.00	0.00	0.00	0.00	0.00	0.00	0.00	0.00	0.00	0.00	0.00	0.00	0.00	0.00	0.00	0.00	0.00	0.00	0.00	0.00	0.00	0.00	0.00	0.00	
Non-Cash Availment Authority (NCAA)	0.00	0.00	0.00	0.00	0.00	0.00	0.00	0.00	0.00	0.00	0.00	0.00	0.00	0.00	0.00	0.00	0.00	0.00	0.00	0.00	0.00	0.00	0.00	0.00	0.00	0.00	
Others (CDT, BTr Docs Stamp, etc.)	0.00	0.00	0.00	0.00	0.00	0.00	0.00	0.00	0.00	0.00	0.00	0.00	0.00	0.00	0.00	0.00	0.00	0.00	0.00	0.00	0.00	0.00	0.00	0.00	0.00	0.00	
TOTAL	1,211,282.00	290,297.14	0.00	0.00	1,501,559.14	0.00	0.00	0.00	0.00	0.00	0.00	41,240.00	0.00	0.00	41,240.00	41,240.00	1,542,799.14	0.00	0.00	0.00	0.00	1,211,282.00	391,537.14	0.00	0.00	1,542,799.14	

SUMMARY:

	Previous Report (September)	This month (October)	As of Date		Previous Report (Sept)	This month (Oct)	As of Date
Total Disbursement Authorities Received				Total Disbursements Program	28,072,747.90	2,859,580.20	30,732,328.10
NCA	28,081,000.00	2,455,000.00	28,510,000.00	Less: * Actual Disbursements	19,482,395.49	1,542,799.14	21,005,194.63
Working Fund	0.00	0.00	0.00	(Over)/Under spending	8,610,352.41	1,116,781.06	9,727,193.47
TRA	2,011,747.00	204,580.20	2,216,328.10				
CDC	0.00	0.00	0.00				
NCAA	0.00	0.00	0.00				
Others (CDT, BTr Docs Stamp, etc.)	0.00	0.00	0.00				
Less: Notice of Transfer Allocations (NTA)* issued	0.00	0.00	0.00				
Total Disbursements Authorities Available	28,072,747.90	2,859,580.20	30,732,328.10				
Less: Lapsed NCA	8,610,352.41	0.00	8,610,352.41				
Disbursements *	19,482,395.49	1,542,799.14	21,005,194.63				
Balance of Disbursements Authorities as of to date	0.00	1,116,781.06	1,116,781.06				

Notes: The use of NTA is discouraged
 * Amounts should tally

Certified Correct:

Kristine Dale T. Corpuz
 Accountant III
 Date:

Approved By:

Dennis S. Santiago
 Executive Director V
 Date:

MONTHLY REPORT OF DISBURSEMENTS
For the month of December 31, 2014

Department : Department of Budget and Management
 Agency : Government Procurement Policy Board - Technical Support Office (GPPB-TSO)
 Operating Unit : GPPB-TSO
 Organization Code (UACS) : 06 002 00 00000
 Funding Source Code (as clustered) : 1 04 164
 (e.g. Old Fund Code: 101,102, 151)

PARTICULARS	CURRENT YEAR BUDGET					PRIOR YEAR'S BUDGET											SUB-TOTAL	TRUST LIABILITIES				GRAND TOTAL					Remarks
	PS	MOOE	Fin. Exp	CO	TOTAL	PRIOR YEAR'S ACCOUNTS PAYABLE					CURRENT YEAR'S ACCOUNTS PAYABLE					TOTAL		PS	MOOE	CO	TOTAL	PS	MOOE	Fin. Exp	CO	TOTAL	
						PS	MOOE	Fin. Exp	CO	Sub-Tota	PS	MOOE	Fin. Exp	CO	Sub-Total												
1	2	3	4	5	6=(2+3+4+5)	7	8	9	10	11=(7+8+9+10)	12	13	14	15	16=(12+13+14+15)	17=(11+16)	18=(6+17)	19	20	21	22=(19+20+21)	23	24	25	26	27=(23+24+25+26)	28
Notice of Cash Allocation (NCA)																											
MDS Checks Issued	0.00	0.00	0.00	0.00	0.00	0.00	0.00	0.00	0.00	0.00	0.00	0.00	0.00	0.00	0.00	0.00	0.00	0.00	0.00	0.00	0.00	0.00	0.00	0.00	0.00	0.00	0.00
Advice to Debit Account	0.00	0.00	0.00	0.00	0.00	0.00	0.00	0.00	0.00	0.00	0.00	0.00	0.00	0.00	0.00	0.00	0.00	0.00	0.00	0.00	0.00	0.00	0.00	0.00	0.00	0.00	0.00
Working Fund (NCA issued to BTr)	0.00	0.00	0.00	483,800.00	483,800.00	0.00	0.00	0.00	0.00	0.00	0.00	0.00	0.00	0.00	0.00	0.00	483,800.00	0.00	0.00	0.00	0.00	0.00	0.00	0.00	483,800.00	483,800.00	
Tax Remittance Advices Issued (TRA)	0.00	0.00	0.00	0.00	0.00	0.00	0.00	0.00	0.00	0.00	0.00	0.00	0.00	0.00	0.00	0.00	0.00	0.00	0.00	0.00	0.00	0.00	0.00	0.00	0.00	0.00	0.00
Cash Disbursement Ceiling (CDC)	0.00	0.00	0.00	0.00	0.00	0.00	0.00	0.00	0.00	0.00	0.00	0.00	0.00	0.00	0.00	0.00	0.00	0.00	0.00	0.00	0.00	0.00	0.00	0.00	0.00	0.00	0.00
Non-Cash Availment Authority (NCAA)	0.00	0.00	0.00	0.00	0.00	0.00	0.00	0.00	0.00	0.00	0.00	0.00	0.00	0.00	0.00	0.00	0.00	0.00	0.00	0.00	0.00	0.00	0.00	0.00	0.00	0.00	0.00
Others (CDT, BTr Docs Stamp, etc.)	0.00	0.00	0.00	0.00	0.00	0.00	0.00	0.00	0.00	0.00	0.00	0.00	0.00	0.00	0.00	0.00	0.00	0.00	0.00	0.00	0.00	0.00	0.00	0.00	0.00	0.00	0.00
TOTAL	0.00	0.00	0.00	483,800.00	483,800.00	0.00	0.00	0.00	0.00	0.00	0.00	0.00	0.00	0.00	0.00	0.00	483,800.00	0.00	0.00	0.00	0.00	0.00	0.00	0.00	483,800.00	483,800.00	

SUMMARY:


	Previous Report (November)	This month (December)	As of Date		Previous Report (Nov)	This month (Dec)	As of Date
Total Disbursement Authorities Received				Total Disbursements Program	1,487,874.21	1,151,738.79	2,639,413.00
NCA	0.00	1,151,738.79	1,151,738.79	Less: * Actual Disbursements	840,852.85	483,800.00	1,124,552.85
Working Fund	1,487,874.21	0.00	1,487,874.21	(Over)/Under spending	<u>848,721.36</u>	<u>668,138.79</u>	<u>1,514,880.15</u>
TRA	0.00	0.00	0.00				
CDC	0.00	0.00	0.00				
NCAA	0.00	0.00	0.00				
Others (CDT, BTr Docs Stamp, etc.)	0.00	0.00	0.00				
Less: Notice of Transfer Allocations (NTA)* Issued	0.00	0.00	0.00				
Total Disbursements Authorities Available	1,487,874.21	1,151,738.79	2,639,413.00				
Less: Lapsed NCA	0.00	0.00	0.00				
Disbursements *	840,852.85	483,800.00	1,124,552.85				
Balance of Disbursements Authorities as of to date	<u>848,721.36</u>	<u>668,138.79</u>	<u>1,514,880.15</u>				

Notes: The use of NTA is discouraged
 * Amounts should tally

Certified Correct:


 KRISTINE DALE T. CORPUZ
 Accountant III
 Date:

Approved By:


 DENNIS S. SANTIAGO
 Executive Director V
 Date:

MONTHLY REPORT OF DISBURSEMENTS
For the month of November 30, 2014

Department : Department of Budget and Management
 Agency : Government Procurement Policy Board - Technical Support Office (GPPB-TSO)
 Operating Unit : GPPB-TSO
 Organization Code (UACS) : 06 002 00 00000
 Funding Source Code (as clustered) : 1 04 164
 (e.g. Old Fund Code: 101,102, 151)

PARTICULARS	CURRENT YEAR BUDGET					PRIOR YEAR'S BUDGET											SUB-TOTAL	TRUST LIABILITIES				GRAND TOTAL					Remarks
	PS	MOOE	Fin. Exp	CO	TOTAL	PRIOR YEAR'S ACCOUNTS PAYABLE					CURRENT YEAR'S ACCOUNTS PAYABLE					TOTAL		PS	MOOE	CO	TOTAL	PS	MOOE	Fin. Exp	CO	TOTAL	
						PS	MOOE	Fin. Exp	CO	Sub-Tota	PS	MOOE	Fin. Exp	CO	Sub-Total												
1	2	3	4	5	6=(2+3+4+5)	7	8	9	10	11=(7+8+9+10)	12	13	14	15	16=(12+13+14+15)	17=(11+16)	18=(6+17)	19	20	21	22=(19+20+21)	23	24	25	26	27=(23+24+25+26)	28
Notice of Cash Allocation (NCA)																											
MDS Checks Issued	0.00	0.00	0.00	0.00	0.00	0.00	0.00	0.00	0.00	0.00	0.00	0.00	0.00	0.00	0.00	0.00	0.00	0.00	0.00	0.00	0.00	0.00	0.00	0.00	0.00	0.00	
Advice to Debit Account	0.00	0.00	0.00	0.00	0.00	0.00	0.00	0.00	0.00	0.00	0.00	0.00	0.00	0.00	0.00	0.00	0.00	0.00	0.00	0.00	0.00	0.00	0.00	0.00	0.00	0.00	
Working Fund (NCA Issued to BTr)	0.00	0.00	0.00	0.00	0.00	0.00	0.00	0.00	0.00	0.00	0.00	0.00	0.00	0.00	0.00	0.00	0.00	0.00	0.00	0.00	0.00	0.00	0.00	0.00	0.00	0.00	
Tax Remittance Advices Issued (TRA)	0.00	0.00	0.00	0.00	0.00	0.00	0.00	0.00	0.00	0.00	0.00	0.00	0.00	0.00	0.00	0.00	0.00	0.00	0.00	0.00	0.00	0.00	0.00	0.00	0.00	0.00	
Cash Disbursement Ceiling (CDC)	0.00	0.00	0.00	0.00	0.00	0.00	0.00	0.00	0.00	0.00	0.00	0.00	0.00	0.00	0.00	0.00	0.00	0.00	0.00	0.00	0.00	0.00	0.00	0.00	0.00	0.00	
Non-Cash Availment Authority (NCAA)	0.00	0.00	0.00	0.00	0.00	0.00	0.00	0.00	0.00	0.00	0.00	0.00	0.00	0.00	0.00	0.00	0.00	0.00	0.00	0.00	0.00	0.00	0.00	0.00	0.00	0.00	
Others (CDT, BTr Docs Stamp, etc.)	0.00	0.00	0.00	0.00	0.00	0.00	0.00	0.00	0.00	0.00	0.00	0.00	0.00	0.00	0.00	0.00	0.00	0.00	0.00	0.00	0.00	0.00	0.00	0.00	0.00	0.00	
TOTAL	0.00	0.00	0.00	0.00	0.00	0.00	0.00	0.00	0.00	0.00	0.00	0.00	0.00	0.00	0.00	0.00	0.00	0.00	0.00	0.00	0.00	0.00	0.00	0.00	0.00	0.00	

SUMMARY:

	Previous Report (October)	This month (November)	As of Date		Previous Report (Oct)	This month (Nov)	As of Date
Total Disbursement Authorities Received				Total Disbursements Program	1,487,674.21	-	1,487,674.21
NCA	0.00	0.00	0.00	Less: * Actual Disbursements	640,952.85	-	640,952.85
Working Fund	1,487,674.21	0.00	1,487,674.21	(Over)/Under spending	846,721.36	-	846,721.36
TRA	0.00	0.00	0.00				
CDC	0.00	0.00	0.00				
NCAA	0.00	0.00	0.00				
Others (CDT, BTr Docs Stamp, etc.)	0.00	0.00	0.00				
Less: Notice of Transfer Allocations (NTA)* Issued	0.00	0.00	0.00				
Total Disbursements Authorities Available	1,487,674.21	0.00	1,487,674.21				
Less: Lapsed NCA	0.00	0.00	0.00				
Disbursements *	640,952.85	0.00	640,952.85				
Balance of Disbursements Authorities as of to date	846,721.36	0.00	846,721.36				

Notes: The use of NTA is discouraged
* Amounts should tally

Certified Correct:

Kristine Dale T. Corpuz
 KRISTINE DALE T. CORPUZ
 Accountant III
 Date: _____

Approved By:

Dennis S. Sanmago
 DENNIS S. SANMAGO
 Executive Director V
 Date: _____

MONTHLY REPORT OF DISBURSEMENTS
For the month of October 31, 2014


Department : Department of Budget and Management
 Agency : Government Procurement Policy Board - Technical Support Office (GPPB-TSO)
 Operating Unit : GPPB-TSO
 Organization Code (UACS) : 06 002 00 00000
 Funding Source Code (as clustered) : 1 04 164
 (e.g. Old Fund Code: 101,102, 151)

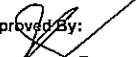
PARTICULARS	CURRENT YEAR BUDGET					PRIOR YEAR'S BUDGET											SUB-TOTAL	TRUST LIABILITIES				GRAND TOTAL					Remarks
	PS	MOOE	Fin. Exp	CO	TOTAL	PRIOR YEAR'S ACCOUNTS PAYABLE					CURRENT YEAR'S ACCOUNTS PAYABLE					TOTAL		PS	MOOE	CO	TOTAL	PS	MOOE	Fin. Exp	CO	TOTAL	
						PS	MOOE	Fin. Exp	CO	Sub-Total	PS	MOOE	Fin. Exp	CO	Sub-Total												
1	2	3	4	5	6=(2+3+4+5)	7	8	9	10	11=(7+8+9+10)	12	13	14	15	16=(12+13+14+15)	17=(11+16)	18=(6+17)	19	20	21	22=(19+20+21)	23	24	25	26	27=(23+24+25+26)	28
Notice of Cash Allocation (NCA)																											
MDS Checks Issued	0.00	0.00	0.00	0.00	0.00	0.00	0.00	0.00	0.00	0.00	0.00	0.00	0.00	0.00	0.00	0.00	0.00	0.00	0.00	0.00	0.00	0.00	0.00	0.00	0.00	0.00	0.00
Advice to Debit Account	0.00	0.00	0.00	0.00	0.00	0.00	0.00	0.00	0.00	0.00	0.00	0.00	0.00	0.00	0.00	0.00	0.00	0.00	0.00	0.00	0.00	0.00	0.00	0.00	0.00	0.00	0.00
Working Fund (NCA issued to BTr)	0.00	0.00	0.00	0.00	0.00	0.00	0.00	0.00	0.00	0.00	0.00	175,775.20	0.00	0.00	175,775.20	175,775.20	175,775.20	0.00	0.00	0.00	0.00	0.00	175,775.20	0.00	0.00	0.00	175,775.20
Tax Remittance Advices Issued (TRA)	0.00	0.00	0.00	0.00	0.00	0.00	0.00	0.00	0.00	0.00	0.00	0.00	0.00	0.00	0.00	0.00	0.00	0.00	0.00	0.00	0.00	0.00	0.00	0.00	0.00	0.00	0.00
Cash Disbursement Ceiling (CDC)	0.00	0.00	0.00	0.00	0.00	0.00	0.00	0.00	0.00	0.00	0.00	0.00	0.00	0.00	0.00	0.00	0.00	0.00	0.00	0.00	0.00	0.00	0.00	0.00	0.00	0.00	0.00
Non-Cash Availment Authority (NCAA)	0.00	0.00	0.00	0.00	0.00	0.00	0.00	0.00	0.00	0.00	0.00	0.00	0.00	0.00	0.00	0.00	0.00	0.00	0.00	0.00	0.00	0.00	0.00	0.00	0.00	0.00	0.00
Others (CDT, BTr Docs Stamp, etc.)	0.00	0.00	0.00	0.00	0.00	0.00	0.00	0.00	0.00	0.00	0.00	0.00	0.00	0.00	0.00	0.00	0.00	0.00	0.00	0.00	0.00	0.00	0.00	0.00	0.00	0.00	0.00
TOTAL	0.00	0.00	0.00	0.00	0.00	0.00	0.00	0.00	0.00	0.00	0.00	175,775.20	0.00	0.00	175,775.20	175,775.20	175,775.20	0.00	0.00	0.00	0.00	0.00	175,775.20	0.00	0.00	0.00	175,775.20

SUMMARY:

	Previous Report (September)	This month (October)	As of Date		Previous Report (Sept)	This month (Oct)	As of Date
Total Disbursement Authorities Received				Total Disbursements Program	1,487,874.21	-	1,487,874.21
NCA	0.00	0.00	0.00	Less: * Actual Disbursements	485,177.85	175,775.20	640,952.85
Working Fund	1,487,874.21	0.00	1,487,874.21	(Over)/Under spending	1,022,496.58	(175,775.20)	846,721.38
TRA	0.00	0.00	0.00				
CDC	0.00	0.00	0.00				
NCAA	0.00	0.00	0.00				
Others (CDT, BTr Docs Stamp, etc.)	0.00	0.00	0.00				
Less: Notice of Transfer Allocations (NTA)* Issued	0.00	0.00	0.00				
Total Disbursements Authorities Available	1,487,874.21	0.00	1,487,874.21				
Less: Lapsed NCA	0.00	0.00	0.00				
Disbursements *	485,177.85	175,775.20	640,952.85				
Balance of Disbursements Authorities as of to date	1,022,496.58	(175,775.20)	846,721.38				

Notes: The use of NTA is discouraged
 * Amounts should tally

Certified Correct:

 KRISTINE DALE T. BORPUZ
 Accountant III
 Date:

Approved By:

 DENNIS S. SANTIAGO
 Executive Director V
 Date:

QUARTERLY REPORT OF REVENUE AND OTHER RECEIPTS

As of the Quarter Ending DECEMBER 31, 2014

(In Pesos)

Department : Department of Budget and Management
 Agency : Government Procurement Policy Board-Technical Support Office
 Operating Unit : _____
 Organization Code (UACS) : 06 002


CLASSIFICATION / SOURCES OF REVENUE AND OTHER RECEIPTS	UACS Code	REVENUE TARGET (Annual)	ACTUAL REVENUE AND OTHER RECEIPTS COLLECTIONS					CUMULATIVE REMITTANCE /DEPOSITS TO DATE			VARIANCE		Remarks
			1st Quarter	2nd Quarter	3rd Quarter	4th Quarter	TOTAL	Remittance to BTr	Deposited with AGDB	Total	Amount	%	
1	2	3	4	5	6	7	8=(4+5+6+7)	9	10	11=(9+10)	12=(8-3)	13 = (12 / 3)	14
A. General Fund (formerly Fund 101)			N/A										
B. Special Account in the			N/A										
C. Off-Budget Accounts (formerly Fund 161 to 164, etc.)													
- Non-Tax													
Seminar/Training Fees - 2014	40202040	1,440,000.00	425,638.96	270,016.38	532,664.97	564,061.72	1,792,382.03	1,500,853.85	0.00	1,500,853.85			
Seminar/Training Fees - 2013	40202040		0.00	0.00	0.00	0.00	0.00	1,557,621.97	0.00	1,557,621.97			
Other Service Income	40201990		668.80	0.00	867.49	0.00	1,536.29	1,536.29	0.00	1,536.29			
D. Custodial Funds (formerly Fund 101-184, 187)													
Trust Receipts	20401040		0.00	0.00	0.00	19,000.00	19,000.00	19,000.00	0.00	19,000.00			
TOTAL			426,307.76	270,016.38	533,532.46	583,061.72	1,812,918.32	3,079,012.11	0.00	3,079,012.11			

Certified Correct:


 KRISTINE DALE T. CORPUZ
 Accountant III

Date:

Approved By:


 DENNIS S. SANTIAGO
 Executive Director V

Date: