

STATEMENT OF APPROPRIATIONS, ALLOTMENTS, OBLIGATIONS, DISBURSEMENTS AND BALANCES
As of the Quarter Ending September 30, 2015

Department : Department of Budget and Management
 Agency : Government Procurement Policy Board - Technical Support Office (GPPB-TSO)
 Operating Unit : GPPB-TSO
 Organization Code (UACS) : 08 002 00 00000
 Funding Source Code (as clustered) : 1 02 101

Current Year Appropriations
 Supplemental Appropriations
 Continuing Appropriations

Particulars	UACS CODE	Appropriations			Allotments					Current Year Obligations					Current Year Disbursements					Balances			
		Authorized Appropriation	Adjustments (To)/From, Reassignment	Adjusted Appropriations	Allotments Received	Adjustments (Withdrawal, Reassignment)	Transfer To	Transfer From	Adjusted Total Allotments	1st Quarter Ending March 31	2nd Quarter Ending June 30	3rd Quarter Ending Sept. 30	4th Quarter Ending Dec. 31	Total	1st Quarter Ending March 31	2nd Quarter Ending June 30	3rd Quarter Ending Sept. 30	4th Quarter Ending Dec. 31	Total	Unreleased Appropriations	Unobligated Allotment	Unpaid Obligations (15-20) = (23+24)	
1	2	3	4	5(3+4)	6	7	8	9	10=[(4+7)+(-8+9)]	11	12	13	14	15=(11+12+13+14)	16	17	18	19	20=(16+17+18+19)	21=(5-10)	22=(10-15)	23	24
I. Agency Specific Budget	1 01 101																						
General Administration and Support																							
General Administration and Supervision																							
PAP	010000																						
PS		0.00		0.00	0.00	0.00			0.00	0.00				0.00	0.00				0.00	0.00	0.00	0.00	0.00
MOOE		2,893,685.58		2,893,685.58	2,893,685.58	0.00			2,893,685.58	0.00				289,000.00	0.00			296,000.00	289,000.00	0.00	2,567,685.58	0.00	0.00
CO		362,920.26		362,920.26	362,920.26	0.00			362,920.26	0.00	4,879.75			4,879.75	0.00	4,879.75			4,879.75	0.00	359,040.51	0.00	0.00
Support to Operations	2 00 000000																						
PAP	010000																						
PS		0.00		0.00	0.00	0.00			0.00	0.00				0.00	0.00				0.00	0.00	0.00	0.00	
MOOE		2,896,831.40		2,896,831.40	2,896,831.40	0.00			2,896,831.40	0.00	74,743.61			74,743.61	0.00	74,743.61			74,743.61	0.00	2,821,887.79	0.00	0.00
CO		0.00		0.00	0.00	0.00			0.00	0.00				0.00	0.00				0.00	0.00	0.00	0.00	
Operations	3 00 000000																						
MFO 1 - Procurement Policy Advisory and Technical Support Service																							
PAP	010000																						
PS		0.00		0.00	0.00	0.00			0.00	0.00				0.00	0.00				0.00	0.00	0.00	0.00	
MOOE		2,645,185.81		2,645,185.81	2,645,185.81	0.00			2,645,185.81	0.00				0.00	0.00				0.00	0.00	2,645,185.81	0.00	0.00
CO		127,026.00		127,026.00	127,026.00	0.00			127,026.00	0.00				0.00	0.00				0.00	0.00	127,026.00	0.00	0.00
Sub-Total, Agency Specific Budget		8,925,449.05	0.00	8,925,449.05	8,925,449.05	0.00	0.00	0.00	8,925,449.05	0.00	79,623.36	296,000.00	0.00	375,623.36	0.00	79,623.36	296,000.00	0.00	375,623.36	0.00	8,549,825.69	0.00	0.00
PS		0.00	0.00	0.00	0.00	0.00	0.00	0.00	0.00	0.00	0.00	0.00	0.00	0.00	0.00	0.00	0.00	0.00	0.00	0.00	0.00	0.00	0.00
MOOE		8,435,502.79	0.00	8,435,502.79	8,435,502.79	0.00	0.00	0.00	8,435,502.79	0.00	74,743.61	296,000.00	0.00	370,743.61	0.00	74,743.61	296,000.00	0.00	370,743.61	0.00	8,064,759.18	0.00	0.00
CO		489,946.26	0.00	489,946.26	489,946.26	0.00	0.00	0.00	489,946.26	0.00	4,879.75	0.00	0.00	4,879.75	0.00	4,879.75	0.00	0.00	4,879.75	0.00	485,066.51	0.00	0.00
II. Automatic Appropriations																							
RLJP																							
Motor Vehicle Users Charge Fund																							
MOOE																							
CO																							
Sub-Total, Automatic Appropriations		0.00	0.00	0.00	0.00	0.00	0.00	0.00	0.00	0.00	0.00	0.00	0.00	0.00	0.00	0.00	0.00	0.00	0.00	0.00	0.00	0.00	0.00
PS		0.00	0.00	0.00	0.00	0.00	0.00	0.00	0.00	0.00	0.00	0.00	0.00	0.00	0.00	0.00	0.00	0.00	0.00	0.00	0.00	0.00	0.00
MOOE																							
CO																							
Special Purpose Fund (Please specify)																							
MPEF-PS																							
PAP	010406																						
PS		0.00		0.00	0.00	0.00	0.00	0.00	0.00	0.00				0.00	0.00				0.00	0.00	0.00	0.00	
MOOE																							
CO																							
Sub-Total, Special Purpose Fund		0.00	0.00	0.00	0.00	0.00	0.00	0.00	0.00	0.00	0.00	0.00	0.00	0.00	0.00	0.00	0.00	0.00	0.00	0.00	0.00	0.00	
PS		0.00	0.00	0.00	0.00	0.00	0.00	0.00	0.00	0.00	0.00	0.00	0.00	0.00	0.00	0.00	0.00	0.00	0.00	0.00	0.00	0.00	
MOOE																							
CO																							
GRAND TOTAL		8,925,449.05	0.00	8,925,449.05	8,925,449.05	0.00	0.00	0.00	8,925,449.05	0.00	79,623.36	296,000.00	0.00	375,623.36	0.00	79,623.36	296,000.00	0.00	375,623.36	0.00	8,549,825.69	0.00	0.00
PS		0.00	0.00	0.00	0.00	0.00	0.00	0.00	0.00	0.00	0.00	0.00	0.00	0.00	0.00	0.00	0.00	0.00	0.00	0.00	0.00	0.00	
MOOE		8,435,502.79	0.00	8,435,502.79	8,435,502.79	0.00	0.00	0.00	8,435,502.79	0.00	74,743.61	296,000.00	0.00	370,743.61	0.00	74,743.61	296,000.00	0.00	370,743.61	0.00	8,064,759.18	0.00	0.00
CO		489,946.26	0.00	489,946.26	489,946.26	0.00	0.00	0.00	489,946.26	0.00	4,879.75	0.00	0.00	4,879.75	0.00	4,879.75	0.00	0.00	4,879.75	0.00	485,066.51	0.00	0.00
Recapitulation:																							
GRAND TOTAL		8,925,449.05	0.00	8,925,449.05	8,925,449.05	0.00	0.00	0.00	8,925,449.05	0.00	79,623.36	296,000.00	0.00	375,623.36	0.00	79,623.36	296,000.00	0.00	375,623.36	0.00	8,549,825.69	0.00	0.00
PS		0.00	0.00	0.00	0.00	0.00	0.00	0.00	0.00	0.00	0.00	0.00	0.00	0.00	0.00	0.00	0.00	0.00	0.00	0.00	0.00	0.00	
MOOE		8,435,502.79	0.00	8,435,502.79	8,435,502.79	0.00	0.00	0.00	8,435,502.79	0.00	74,743.61	296,000.00	0.00	370,743.61	0.00	74,743.61	296,000.00	0.00	370,743.61	0.00	8,064,759.18	0.00	0.00
CO		489,946.26	0.00	489,946.26	489,946.26	0.00	0.00	0.00	489,946.26	0.00	4,879.75	0.00	0.00	4,879.75	0.00	4,879.75	0.00	0.00	4,879.75	0.00	485,066.51	0.00	0.00

Certified Correct: MILA C. MANALASTAS, Supervising Admin Officer, Date: 6-Oct-2015
 Certified Correct: KRISTINE DALE CORPUZ, Accountant III, Date: 6-Oct-15
 Recommending Approval: SANDRA LYNN BISCOCHO, Chief Administrative Officer, Date:
 Approved By: EMILIRA S. CRUZ CAISIDO, Deputy Executive Director IV, Date:

STATEMENT OF APPROPRIATIONS, ALLOTMENTS, OBLIGATIONS, DISBURSEMENTS AND BALANCES
As of the Quarter Ending September 30, 2015

Department : Department of Budget and Management
 Agency : Government Procurement Policy Board - Technical Support Office (GPPB-TSO)
 Operating Unit : GPPB-TSO
 Organization Code (UACS) : 06 002 00 00000
 Funding Source Code (as clustered) : 1 04 164

<input type="checkbox"/>	Current Year Appropriations
<input type="checkbox"/>	Supplemental Appropriations
<input type="checkbox"/>	Continuing Appropriations
<input checked="" type="checkbox"/>	Automatic Appropriations

Particulars	UACS CODE	Appropriations			Allotments					Current Year Obligations					Current Year Disbursements					Balances					
		Authorized Appropriation	Adjustments (Transfer To/From, Realignment)	Adjusted Appropriations	Allotments Received	Adjustments (Withdrawal, Realignment)	Transfer To	Transfer From	Adjusted Total Allotments	1st Quarter Ending March 31	2nd Quarter Ending June 30	3rd Quarter Ending Sept. 30	4th Quarter Ending Dec. 31	Total	1st Quarter Ending March 31	2nd Quarter Ending June 30	3rd Quarter Ending Sept. 30	4th Quarter Ending Dec. 31	Total	Unreleased Appropriations	Unobligated Allotment	Unpaid Obligations (15-20) = (23+24)			
																						Due and Demandable	Not Yet Due and Demandable		
1	2	3	4	5=(3+4)	6	7	8	9	10={6+(-7)-8+9}	11	12	13	14	15={11+12+13+14}	16	17	18	19	20={16+17+18+19}	21=(5-10)	22=(10-15)	23	24		
I. Agency Specific Budget	1 01 101																								
II. Automatic Appropriations																									
Grants from Development Partners (IDF)	1 04 164																								
MOOE		741,620.00			741,620.00				741,620.00	0.00	683,245.97	0.00		683,245.97	0.00	459,945.97	223,300.00	0.00	683,245.97	0.00	58,374.03	0.00	0.00	0.00	
CO					0.00				0.00	0.00	0.00			0.00	0.00	0.00	0.00	0.00	0.00	0.00	0.00	0.00	0.00	0.00	
Sub-Total, Automatic Appropriations		741,620.00			741,620.00				741,620.00					683,245.97							58,374.03	0.00			
PS																									
MOOE		741,620.00			741,620.00				741,620.00	0.00	0.00	0.00		683,245.97	0.00	0.00	0.00	0.00	0.00	0.00	58,374.03				
CO										0.00	0.00	0.00			0.00	0.00	0.00	0.00	0.00						
GRAND TOTAL		741,620.00		0.00	741,620.00				741,620.00	0.00	0.00	0.00	0.00	683,245.97	0.00	0.00	0.00	0.00	0.00	0.00	58,374.03	0.00	0.00	0.00	
PS					0.00				0.00	0.00	0.00	0.00		0.00	0.00	0.00	0.00	0.00	0.00	0.00	0.00	0.00	0.00	0.00	
MOOE		741,620.00		0.00	741,620.00				741,620.00	0.00	0.00	0.00	0.00	683,245.97	0.00	0.00	0.00	0.00	0.00	0.00	58,374.03	0.00	0.00	0.00	
CO		0.00		0.00	0.00				0.00	0.00	0.00	0.00		0.00	0.00	0.00	0.00	0.00	0.00	0.00	0.00	0.00	0.00	0.00	
Recapitulation:																									
MFO 1																									
GRAND TOTAL		741,620.00		0.00	741,620.00				741,620.00	0.00	0.00	0.00	0.00	683,245.97	0.00	0.00	0.00	0.00	0.00	0.00	58,374.03	0.00	0.00	0.00	
PS					0.00				0.00	0.00	0.00	0.00		0.00	0.00	0.00	0.00	0.00	0.00	0.00	0.00	0.00	0.00	0.00	
MOOE		741,620.00		0.00	741,620.00				741,620.00	0.00	0.00	0.00	0.00	683,245.97	0.00	0.00	0.00	0.00	0.00	0.00	58,374.03	0.00	0.00	0.00	
CO		0.00		0.00	0.00				0.00	0.00	0.00	0.00		0.00	0.00	0.00	0.00	0.00	0.00	0.00	0.00	0.00	0.00	0.00	

Certified Correct: MILA C. MANALASTAS Supervising Admin Officer Date: 6-Oct-2015	Certified Correct: KRISTINE DALE T. CORPUZ Accountant III Date: 6-Oct-15	Recommending Approval: SANDRA L. N. ASCOCHO Chief Administrative Officer Date:	Approved By: ELMIRA S. CRUZ-CAISIDO Deputy Executive Director IV Date:
---	---	---	---

SUMMARY OF APPROPRIATIONS, ALLOTMENTS, OBLIGATIONS, DISBURSEMENTS AND BALANCES BY OBJECT OF EXPENDITURES
As of the Quarter Ending September 30, 2015

Department: Department of Budget and Management
Agency: Government Procurement Policy Board - Technical Support Office (GPPB-TSO)
Operating Unit: GPPB-TSO
Organization Code (UAACS): 08 002 00 0000
Funding Source Code (as clustered): 1 01 101
(e.g. OKI Fund Code: 101,102, 151)

Table with 2 columns and 3 rows: Current Year Appropriations, Supplemental Appropriations, Continuing Appropriations

Main data table with columns for Particulars, UAACS CODE, Appropriations, Allotments, Current Year Obligations, Current Year Disbursements, and Balances. Includes rows for Summary and Agency Specific Budget.

SUMMARY OF APPROPRIATIONS, ALLOTMENTS, OBLIGATIONS, DISBURSEMENTS AND BALANCES BY OBJECT OF EXPENDITURES
As of the Quarter Ending September 30, 2015

Department : Department of Budget and Management
 Agency : Government Procurement Policy Board - Technical Support Office (GPPB-TSO)
 Operating Unit : GPPB-TSO
 Organization Code (UACS) : 08 002 00 00000
 Funding Source Code (as clustered) : 1 01 101
 (e.g. Old Fund Code: 101,102, 151)

✓	Current Year Appropriations
	Supplemental Appropriations
	Continuing Appropriations

Particulars	UACS CODE	Appropriations			Allotments					Current Year Obligations					Current Year Disbursements					Balances				
		Authorized Appropriation	Adjustments (Transfer To/From, Reassignment)	Adjusted Appropriations	Allotments Received	Adjustments (Withdrawal, Reassignment)	Transfer To	Transfer From	Adjusted Total Allotments	1st Quarter	2nd Quarter	3rd Quarter	4th Quarter	Total	1st Quarter	2nd Quarter	3rd Quarter	4th Quarter	Total	Unreleased Appropriations	Unobligated Allotment	Unpaid Obligations (15-20) = (23+24)		
										Ending March 31	Ending June 30	Ending Sept. 30	Ending Dec. 31		Ending March 31	Ending June 30	Ending Sept. 30	Ending Dec. 31				Due and Demandable	Not Yet Due and Demandable	
1	2	3	4	5=(3+4)	6	7	8	9	10=(6+(-7)+(-8)+9)	11	12	13	14	15=(11+12+13+14)	16	17	18	19	20=(16+17+18+19)	21=[5-10]	22=[10-15]	23	24	
General Services	50212000 00			0.00	0.00				0.00					0.00					0.00	0.00	0.00	0.00		
Environment/Sanitary Services	50212010 00			0.00	0.00				0.00					0.00					0.00	0.00	0.00	0.00		
Other General Services	50212990 00	470,000.00		470,000.00	470,000.00				470,000.00		492.80		60,971.20		61,464.00			492.80	19,371.20	19,864.00	0.00	408,536.00	0.00	41,600.00
Repairs and Maintenance	50213000 00			0.00	0.00				0.00					0.00					0.00	0.00	0.00	0.00		
Office Equipment	50213059 02	120,000.00		120,000.00	120,000.00				120,000.00				0.00		0.00				0.00	0.00	0.00	120,000.00	0.00	0.00
ICT Equipment	50213059 03	55,000.00		55,000.00	55,000.00				55,000.00					0.00					0.00	0.00	0.00	55,000.00	0.00	0.00
Motor Vehicles	50213060 01	200,000.00		200,000.00	200,000.00				200,000.00		450.00		150.00		20,827.11			150.00	20,627.11	21,227.11	0.00	178,722.88	0.00	0.00
Other Property, Plant and Equipment	50213990 99			0.00	0.00				0.00					0.00					0.00	0.00	0.00	0.00		
Repairs and Maintenance - Furniture and Fixtures	50213070 03	150,000.00		150,000.00	150,000.00				150,000.00					0.00	750.00			750.00	750.00	0.00	149,250.00	0.00	0.00	0.00
Taxes, Insurance Premiums and Other Fees	50215000 00			0.00	0.00				0.00					0.00					0.00	0.00	0.00	0.00		
Taxes, Dues and Licenses	50215010 00	185,000.00		185,000.00	185,000.00				185,000.00					2,679.06				2,679.06	2,679.06	0.00	183,320.94	0.00	0.00	0.00
Facility Based Premiums	50215020 00	49,000.00		49,000.00	49,000.00				49,000.00					3,375.00				3,375.00	3,375.00	0.00	49,322.18	0.00	0.00	0.00
Insurance Expenses	50215030 00	165,000.00		165,000.00	165,000.00				165,000.00					3,026.65	112,851.17			3,026.65	112,851.17	0.00	115,877.82	0.00	49,322.18	0.00
Other Maintenance and Operating Expenses	50296000 00			0.00	0.00				0.00					0.00					0.00	0.00	0.00	0.00		
Advertising Expenses	50296010 00	600,000.00		600,000.00	600,000.00				600,000.00		90.00		71,380.00		84,950.00			90.00	71,380.00	13,490.00	0.00	515,950.00	0.00	0.00
Printing and Publication Expenses	50296020 00	218,000.00		218,000.00	218,000.00				218,000.00				16,200.00		18,200.00			16,200.00	10,200.00	0.00	201,000.00	0.00	0.00	0.00
Representation Expenses	50296030 00	1,277,000.00		1,277,000.00	1,277,000.00				1,277,000.00		97,508.20		354,829.68		415,963.65			97,508.20	354,829.68	415,903.95	0.00	438,758.19	0.00	0.00
Transportation and Delivery Expenses	50296040 00			0.00	0.00				0.00					0.00					0.00	0.00	0.00	0.00		
Rent/Lease Expenses	50296050 00			0.00	0.00				0.00					0.00					0.00	0.00	0.00	0.00		
Rents - Buildings and Structures	50296050 01	555,000.00		555,000.00	555,000.00				555,000.00		98,880.60		98,880.60		286,641.80			98,880.60	98,880.60	98,880.60	0.00	288,358.20	0.00	0.00
Rents - Equipment	50296050 04	200,000.00		200,000.00	200,000.00				200,000.00		40,733.28		22,248.80		90,136.16			40,733.28	22,248.80	27,159.68	0.00	102,851.84	0.00	0.00
Subscription Expenses	50296070 00	11,000.00		11,000.00	11,000.00				11,000.00		990.00		1,422.00		3,654.00			990.00	1,422.00	0.00	7,345.00	0.00	0.00	0.00
Website Maintenance	50296990 01	150,000.00		150,000.00	150,000.00				150,000.00					0.00	128,000.00			0.00	0.00	0.00	24,000.00	0.00	100,000.00	0.00
Capital Outlays		2,074,000.00	150,000.00	2,224,000.00	2,074,000.00	150,000.00	0.00	0.00	2,224,000.00	0.00	0.00	70,000.00	0.00	70,000.00	0.00	0.00	0.00	0.00	70,000.00	0.00	2,154,000.00	0.00	0.00	0.00
Property, Plant and Equipment Outlay				0.00	0.00				0.00					0.00					0.00	0.00	0.00	0.00		
Machinery and Equipment Outlay	50604050 00			0.00	0.00				0.00					0.00					0.00	0.00	0.00	0.00		
Office Equipment	50604050 02	255,000.00	150,000.00	405,000.00	255,000.00	150,000.00			405,000.00					0.00					0.00	0.00	405,000.00	0.00	0.00	0.00
Information and Communication Technology Equipment	50604050 03	1,514,000.00		1,514,000.00	1,514,000.00				1,514,000.00					0.00					0.00	0.00	1,514,000.00	0.00	0.00	0.00
ICT Software	50604050 15	305,000.00		305,000.00	305,000.00				305,000.00					70,000.00					70,000.00	0.00	235,000.00	0.00	0.00	0.00
Intangible Assets Outlay	50608000 00			0.00	0.00				0.00					0.00					0.00	0.00	0.00	0.00		
Computer Software	50608020 00			0.00	0.00				0.00					0.00					0.00	0.00	0.00	0.00		
GRAND TOTAL		38,690,888.00	0.00	38,690,888.00	38,690,888.00	0.00	0.00	0.00	38,690,888.00	5,226,343.57	8,401,851.25	7,897,643.11	0.00	21,525,237.93	5,226,343.57	8,401,851.25	7,743,385.54	0.00	21,374,560.36	0.00	17,185,450.07	12,977.57	141,600.00	0.00

Certified Correct: MILA C. MANALASTAS Supervising Admin Officer Date: 6-Oct-2015	Certified Correct: KRISTINE DALE T. BURPUZ Accountant III Date: 8-Oct-15	Recommending Approval: SANDRALYNA B. CALICHO Chief Admin Officer Date:	Approved By: ELMIRAS TORUZ-CASIDO Deputy Executive Director IV Date:
---	---	---	---

SUMMARY OF APPROPRIATIONS, ALLOTMENTS, OBLIGATIONS, DISBURSEMENTS AND BALANCES BY OBJECT OF EXPENDITURES
As of the Quarter Ending September 30, 2015

Department : Department of Budget and Management
 Agency : Government Procurement Policy Board - Technical Support Office (GPPB-TSO)
 Operating Unit : GPPB-TSO
 Organization Code (UACS) : 06 002 00 00000
 Funding Source Code (as clustered) : 1 02 101
 (e.g. Old Fund Code: 101,102, 151)

<input type="checkbox"/>	Current Year Appropriations
<input type="checkbox"/>	Supplemental Appropriations
<input checked="" type="checkbox"/>	Continuing Appropriations

Particulars	UACS CODE	Appropriations			Allotments					Current Year Obligations					Current Year Disbursements					Balances			
		Authorized Appropriation	Adjustments (Transfer To)/From, Realignment	Adjusted Appropriations	Allotments Received	Adjustments (Withdrawal, Realignment)	Transfer To	Transfer From	Adjusted Total Allotments	1st Quarter Ending March 31	2nd Quarter Ending June 30	3rd Quarter Ending Sept. 30	4th Quarter Ending Dec. 31	Total	1st Quarter Ending March 31	2nd Quarter Ending June 30	3rd Quarter Ending Sept. 30	4th Quarter Ending Dec. 31	Total	Unreleased Appropriations	Unobligated Allotment	Unpaid Obligations (15-20) = (23+24)	
1	2	3	4	5=(3+4)	6	7	8	9	10=[(6+(-)7)-8+9]	11	12	13	14	15=(11+12+13+14)	16	17	18	19	20=(16+17+18+19)	21=(5-10)	22=(10-15)	23	24
Capital Outlays		489,948.28	0.00	489,948.28	489,948.28	0.00	0.00	0.00	489,948.28	0.00	4,879.75	0.00	0.00	4,879.75	0.00	4,879.75	0.00	0.00	4,879.75	0.00	485,068.51	0.00	0.00
Property, Plant and Equipment Outlay				0.00	0.00				0.00					0.00					0.00	0.00	0.00	0.00	0.00
Machinery and Equipment Outlay	50604050 00			0.00	0.00				0.00					0.00					0.00	0.00	0.00	0.00	0.00
Office Equipment	50604050 02	20,744.16		20,744.16	20,744.16				20,744.16		4,879.75			4,879.75		4,879.75			4,879.75	0.00	15,864.41		0.00
Information and Communication Technology Equipment	50604050 03	464,687.00		464,687.00	464,687.00				464,687.00					0.00					0.00	0.00	464,687.00		0.00
Other Property Plant and Equipment Outlay	50604090 00			0.00	0.00				0.00					0.00					0.00	0.00	0.00		0.00
Other Property, Plant and Equipment	50604090 99			0.00	0.00				0.00					0.00					0.00	0.00	0.00		0.00
Intangible Assets Outlay	50606000 00			0.00	0.00				0.00					0.00					0.00	0.00	0.00		0.00
Computer Software	50606020 00	4,515.10		4,515.10	4,515.10				4,515.10					0.00					0.00	0.00	4,515.10		0.00
GRAND TOTAL		8,925,449.05	0.00	8,925,449.05	8,925,449.05	0.00	0.00	0.00	8,925,449.05	0.00	79,623.36	296,000.00	0.00	375,623.36	0.00	79,623.36	296,000.00	0.00	375,623.36	0.00	8,548,825.69	0.00	0.00
Certified Correct:		Certified Correct:			Recommending Approval:					Approved By:													
MILA C. MANALASTAS		KRISTINE DALRYMPLE CORPUZ			SANDRA LYNN BISCARDI					ELMIRA CRUZ-CAISIDO													
Supervising Admin Officer		Accountant III			Chief Admin Officer					Deputy Executive Director IV													
Date: 6-Oct-2015		Date: 6-Oct-15			Date:					Date:													

SUMMARY OF APPROPRIATIONS, ALLOTMENTS, OBLIGATIONS, DISBURSEMENTS AND BALANCES BY OBJECT OF EXPENDITURES
As of the Quarter Ending September 30, 2015

Department : Department of Budget and Management
 Agency : Government Procurement Policy Board - Technical Support Office (GPPB-TSO)
 Operating Unit : GPPB-TSO
 Organization Code (UACS) : 06 002 00 00000
 Funding Source Code (as clustered) : 1 04 164
 (e.g. Old Fund Code: 101,102, 151)

<input type="checkbox"/>	Current Year Appropriations
<input type="checkbox"/>	Supplemental Appropriations
<input type="checkbox"/>	Continuing Appropriations
<input checked="" type="checkbox"/>	Automatic Appropriations

Particulars	UACS CODE	Appropriations			Allotments					Current Year Obligations				Current Year Disbursements				Balances					
		Authorized Appropriation	Adjustments (To)/From, Realignment	Adjusted Appropriations	Allotments Received	Adjustments (Withdrawal, Realignment)	Transfer To	Transfer From	Adjusted Total Allotments	1st Quarter Ending March 31	2nd Quarter Ending June 30	3rd Quarter Ending Sept. 30	4th Quarter Ending Dec. 31	Total	1st Quarter Ending March 31	2nd Quarter Ending June 30	3rd Quarter Ending Sept. 30	4th Quarter Ending Dec. 31	Total	Unreleased Appropriations	Unobligated Allotment	Unpaid Obligations (15-20) = (23+24)	
																						Due and Demandable	Not Yet Due and Demandable
1	2	3	4	5=(3+4)	6	7	8	9	10={{16+(-)-7}-8+9}	11	12	13	14	15=(11+12+13+14)	16	17	18	19	20=(16+17+18+19)	21=(5-10)	22=(10-15)	23	24
SUMMARY																							
A. AGENCY SPECIFIC BUDGET																							
Personnel Services	50100000 00	0.00	0.00	0.00	0.00	0.00	0.00	0.00	0.00	0.00	0.00	0.00	0.00	0.00	0.00	0.00	0.00	0.00	0.00	0.00	0.00	0.00	0.00
Maintenance & Other Operating Expenses		741,620.00	0.00	741,620.00	741,620.00	0.00	0.00	0.00	741,620.00	0.00	683,245.97	0.00	0.00	683,245.97	0.00	456,945.97	223,300.00	0.00	683,245.97	0.00	58,374.03	0.00	0.00
Training and Scholarship Expenses	50202000 00			0.00	0.00				0.00					0.00					0.00	0.00	0.00	0.00	0.00
Training Expenses	50202010 00	741,620.00		741,620.00	741,620.00				741,620.00		683,245.97			683,245.97		456,945.97	223,300.00		683,245.97	0.00	58,374.03	0.00	0.00
Capital Outlays		0.00	0.00	0.00	0.00	0.00	0.00	0.00	0.00	0.00	0.00	0.00	0.00	0.00	0.00	0.00	0.00	0.00	0.00	0.00	0.00	0.00	0.00
Property, Plant and Equipment Outlay				0.00	0.00				0.00					0.00					0.00	0.00	0.00	0.00	0.00
Machinery and Equipment Outlay	50604050 00			0.00	0.00				0.00					0.00					0.00	0.00	0.00	0.00	0.00
Information and Communication Technology Equipment	50604050 03			0.00	0.00				0.00					0.00					0.00	0.00	0.00	0.00	0.00
B. AUTOMATIC APPROPRIATIONS		0.00	0.00	0.00	0.00	0.00	0.00	0.00	0.00	0.00	0.00	0.00	0.00	0.00	0.00	0.00	0.00	0.00	0.00	0.00	0.00	0.00	0.00
C. SPECIAL PURPOSE FUNDS		0.00	0.00	0.00	0.00	0.00	0.00	0.00	0.00	0.00	0.00	0.00	0.00	0.00	0.00	0.00	0.00	0.00	0.00	0.00	0.00	0.00	0.00
GRAND TOTAL		741,620.00	0.00	741,620.00	741,620.00	0.00	0.00	0.00	741,620.00	0.00	683,245.97	0.00	0.00	683,245.97	0.00	456,945.97	223,300.00	0.00	683,245.97	0.00	58,374.03	0.00	0.00
Certified Correct:		Certified Correct:							Recommending Approval:							Approved By:							
 MILA C. MANALASTAS Supervising Admin Officer Date: 9-24-2015		 KRISTINE DALE CORPUZ Accountant III Date: 6-Oct-15							 SANDRA LYN A. BISCHOFF Chief Admin Officer Date:							 ELMIRA S. CRUZ-CAISIDO Deputy Executive Director IV Date:							

**List of Allotments and Sub-Allotments
As of the quarter ending September 30, 2015**

Department : Department of Budget and Management
 Agency : Government Procurement Policy Board - Technical Support Office (GPPB-TSO)
 Operating Unit : GPPB-TSO
 Organization Code (UACS) : 06 002 00 00000
 Funding Source Code (as clustered) : 1 01 101

<input checked="" type="checkbox"/>	Current Year Appropriations
<input type="checkbox"/>	Continuing Appropriations
<input type="checkbox"/>	Supplemental Appropriations

No.	Allotments / Sub-Allotments		Funding Source		Allotments / Sub-Allotments received from COs / ROs				Sub-Allotment to Regions/Operating Unit				Total Allotments / Net of Sub-allotments			
	Number	Date	Description	UACS Code	PS	MOOE	CO	Total	PS	MOOE	CO	Total	PS	MOOE	CO	Total
1	2	3	4	5	6	7	8	9=(6+7+8)	10	11	12	13=(10+11+12)	14=(6+10)	15=(7+11)	16=(8+12)	17=(14+15+16)
A. Allotments received from DBM																
1	RA No. 10651	1/1/2015	GAA, FY 2015	01 1 01 101	17,370,000	16,172,000	2,074,000	35,616,000					17,370,000	16,172,000	2,074,000	35,616,000
2	GARO No. 2015-1	1/1/2015	RLIP, FY 2015	01 1 04 102	1,663,000			1,663,000					1,663,000	-	-	1,663,000
3	SARO-BMB-C-15-0006766	6/1/2015	MPBF	01 1 01 406	1,090,588			1,090,588					1,090,588	-	-	1,090,588
4	SARO-BMB-C-15-0012365	9/2/2015	MPBF	01 1 01 406	321,100			321,100					321,100	-	-	321,100
5	SARO-BMB-C-15-0012862	9/8/2015	GAA, FY 2015	01 1 01 101		(150,000)	150,000	-					-	(150,000)	150,000	-
6																
7																
8																
9																
10																
11																
12																
13																
14																
15																
	Sub-total				<u>20,444,688</u>	<u>16,022,000</u>	<u>2,224,000</u>	<u>38,690,688</u>	-	-	-	-	<u>20,444,688</u>	<u>16,022,000</u>	<u>2,224,000</u>	<u>38,690,688</u>
B. Sub-allotments received from Central Office/Regional Office																
1																
2																
3																
4																
5																
6																
	Sub-Total				-	-	-	-	-	-	-	-	-	-	-	-
	Total Allotments				<u>20,444,688</u>	<u>16,022,000</u>	<u>2,224,000</u>	<u>38,690,688</u>	-	-	-	-	<u>20,444,688</u>	<u>16,022,000</u>	<u>2,224,000</u>	<u>38,690,688</u>

Summary by Funding Source Code:																
GAA, FY 2015	01 1 01 101	17,370,000	16,022,000	2,224,000	35,616,000	-	-	-	-	17,370,000	16,022,000	2,224,000	35,616,000			
	01 1 04 102	1,663,000	-	-	1,663,000	-	-	-	-	1,663,000	-	-	1,663,000			
	01 1 01 406	1,411,688	-	-	1,411,688	-	-	-	-	1,411,688	-	-	1,411,688			
Total		<u>20,444,688</u>	<u>16,022,000</u>	<u>2,224,000</u>	<u>38,690,688</u>	-	-	-	-	<u>20,444,688</u>	<u>16,022,000</u>	<u>2,224,000</u>	<u>38,690,688</u>			

Certified Correct:

 MILA C. MANALASTAS
 Supervising Admin Officer
 12-Oct-2015

Recommending Approval:

 SANDRA LYN A. BACOCHO
 Chief Administrative Officer

Approved by:

 ELMIRA S. CRUZ-CAISIDO
 Deputy Executive Director IV


**List of Allotments and Sub-Allotments
As of the quarter ending September 30, 2015**

Department : Department of Budget and Management
 Agency : Government Procurement Policy Board - Technical Support Office (GPPB-TSO)
 Operating Unit : GPPB-TSO
 Organization Code (UACS) : 06 002 00 00000
 Funding Source Code (as clustered) : 1 02 101

<input type="checkbox"/>	Current Year Appropriations
<input checked="" type="checkbox"/>	Continuing Appropriations
<input type="checkbox"/>	Supplemental Appropriations


No.	Allotments / Sub-Allotments		Funding Source		Allotments / Sub-Allotments received from COs / ROs				Sub-Allotment to Regions/Operating Units				Total Allotments / Net of Sub-allotments			
	Number	Date	Description	UACS Code	PS	MOOE	CO	Total	PS	MOOE	CO	Total	PS	MOOE	CO	Total
A. Allotments received from DBM																
1	RA No. 10633	1/1/2014	GAA, FY 2014	01 2 01 101		8,435,503	489,946	8,925,449				-				-
2																
3																
4																
5																
6																
7																
8																
9																
10																
11																
12																
13																
14																
15																
	Sub-total					8,435,503	489,946	8,925,449						8,435,503	489,946	8,925,449
B. Sub-allotments received from Central Office/Regional Office																
1																
2																
3																
4																
5																
6																
	Sub-Total															
	Total Allotments					8,435,503	489,946	8,925,449						8,435,503	489,946	8,925,449

Summary by Funding Source Code:																
Agency Specific Budget	01 2 01 101	-	8,435,503	489,946	8,925,449	-	-	-	-	-	-	-	8,435,503	489,946	8,925,449	

Certified Correct:

 MILA C. MANALASTAS
 Supervising Admin Officer
 6-Oct-2015

Recommending Approval:

 SANDRA LYN A. ESCOCOCHE
 Chief Administrative Officer

Approved by:

 ELMIRA S. CRUZ-CAISIDO
 Deputy Executive Director IV


**List of Allotments and Sub-Allotments
As of the quarter ending September 30, 2015**


Department : Department of Budget and Management
 Agency : Government Procurement Policy Board - Technical Support Office (GPPB-TSO)
 Operating Unit : GPPB-TSO
 Organization Code (UACS) : 06 002 00 00000
 Funding Source Code (as clustered) : 04 1 04 164

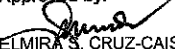
<input type="checkbox"/>	Current Year Appropriations
<input type="checkbox"/>	Continuing Appropriations
<input type="checkbox"/>	Supplemental Appropriations
<input checked="" type="checkbox"/>	Automatic Appropriations

No.	Allotments / Sub-Allotments		Funding Source		Allotments / Sub-Allotments received from COs / ROs				Sub-Allotment to Regions/Operating Units				Total Allotments / Net of Sub-allotments			
	Number	Date	Description	UACS Code	PS	MOOE	CO	Total	PS	MOOE	CO	Total	PS	MOOE	CO	Total
A. Allotments received from DBM																
1	SARO-BMB-C-15-0006026	5/15/2015	Automatic Appropriations- IDF	04 1 04 164		741,620		741,620						741,620		741,620
2																
3																
4																
5																
6																
7																
8																
9																
10																
11																
12																
13																
14																
15																
	Sub-total					741,620		741,620						741,620		741,620
B. Sub-allotments received from Central Office/Regional Office																
1																
2																
3																
4																
5																
6																
	Sub-Total															
	Total Allotments					741,620		741,620						741,620		741,620

Summary by Funding Source Code:																
Automatic Appropriations- IDF	04 1 04 164					741,620		741,620						741,620		741,620

Certified Correct:

 MILA C. MANALASTAS
 Supervising Admin Officer
 6-Oct-2015

Recommending Approval:

 SANDRA LYN A. BRUCCHO
 Chief Administrative Officer

Approved by:

 ELMIRA S. CRUZ-CAISIDO
 Deputy Executive Director IV

STATEMENT OF APPROVED BUDGET, UTILIZATIONS, DISBURSEMENTS AND BALANCES
As of the Quarter Ending September 30, 2015

Department : Department of Budget and Management
 Agency : Government Procurement Policy Board-Technical Support Office
 Operating Unit : _____
 Organization Code (UACS) : 06 002
 Funding Source Code (as clustered) : 2 06 457

Particulars	UACS CODE	Approved Budget			Budget Utilization					Disbursements					BALANCES		
		Approved Budgeted Revenue	Adjustments (Additions, Reductions, Realignment)	Adjusted Budgeted Revenue	1st Quarter	2nd Quarter	3rd Quarter	4th Quarter	Total	1st Quarter	2nd Quarter	3rd Quarter	4th Quarter	Total	Unused Budget	Unpaid Utilizations (10-15) = (17+18)	
					Ending March 31	Ending June 30	Ending Sept. 30	Ending Dec. 31		Ending March 31	Ending June 30	Ending Sept. 30	Ending Dec. 31			Due and Demandable / Accounts Payable	Not Yet Due and Demandable
1	2	3	4	5=[3+(-)4]	6	7	8	9	10=(6+7+8+9)	11	12	13	14	15=(11+12+13+14)	16=(5-10)	17	18
I. Agency Approved Budget																	
MOOE		3,058,308.80	0.00	3,058,308.80	23,778.36	1,469,237.44	1,437,103.25		2,930,119.05	23,778.36	1,469,237.44	1,437,103.25		2,930,119.05	128,189.75	0.00	0.00
GRAND TOTAL		3,058,308.80	0.00	3,058,308.80	23,778.36	1,469,237.44	1,437,103.25	0.00	2,930,119.05	23,778.36	1,469,237.44	1,437,103.25	0.00	2,930,119.05	128,189.75	0.00	0.00
Recapitulation:																	
MOOE		3,058,308.80	0.00	3,058,308.80	23,778.36	1,469,237.44	1,437,103.25	0.00	2,930,119.05	23,778.36	1,469,237.44	1,437,103.25	0.00	2,930,119.05	128,189.75	0.00	0.00
Certified Correct:		Certified Correct:			Recommending Approval:					Approved By:							
MILA C. MANALASTAS Supervising Admin Officer Date: 6-Oct-15		KRISTINE DALE TORPUZ Accountant III Date: 6-Oct-15			SANDRA LYNN A. ESCOCHO Chief Administrative Officer Date:					ELMIRA S. CRUZ-CAISIDO Deputy Executive Director IV Date:							

SUMMARY OF APPROVED BUDGET, UTILIZATIONS, DISBURSEMENTS AND BALANCES BY OBJECT OF EXPENDITURES
As of the Quarter Ending September 30, 2015

Department : Department of Budget and Management
 Agency : Government Procurement Policy Board - Technical Support Office (GPPB-TSO)
 Operating Unit : GPPB-TSO
 Organization Code (UACS) : 06 002 00 00000
 Funding Source Code (as clustered) : 2 06 457

Particulars	UACS CODE	Approved Budget			Budget Utilization					Disbursements					BALANCES			
		Approved Budgeted Revenue	Adjustments (Additions, Reductions, Realignment)	Adjusted Budgeted Revenue	1st Quarter	2nd Quarter	3rd Quarter	4th Quarter	Total	1st Quarter	2nd Quarter	3rd Quarter	4th Quarter	Total	Unutilized Budget	Unpaid Utilizations (10-15) = (17+18)		
					Ending March 31	Ending June 30	Ending Sept. 30	Ending Dec. 31		Ending March 31	Ending June 30	Ending Sept. 30	Ending Dec. 31			Due and Demandable / Accounts Payable	Not Yet Due and Demandable	
1	2	3	4	5=[3+(-)4]	6	7	8	9	10=(6+7+8+9)	11	12	13	14	15=(11+12+13+14)	16=(5-10)	17	18	
SUMMARY																		
A. AGENCY SPECIFIC BUDGET																		
Maintenance & Other Operating Expenses																		
Training and Scholarship Expenses																		
Training Expenses	50202010 00	3,058,308.80		3,058,308.80	23,778.36	1,469,237.44	1,437,103.25		2,930,119.05	23,778.36	1,469,237.44	1,437,103.25	0.00	2,930,119.05	128,189.75	0.00	0.00	
GRAND TOTAL		3,058,308.80	-	3,058,308.80	23,778.36	1,469,237.44	1,437,103.25	0.00	2,930,119.05	23,778.36	1,469,237.44	1,437,103.25	0.00	2,930,119.05	128,189.75	0.00	0.00	
Certified Correct:	Certified Correct:				Recommending Approval:					Approved By:								
<u>MILA C. MANALASTAS</u>	<u>KRISTINE DALE TORPUZ</u>				<u>SANDRA LYN A. BISCOCHO</u>					<u>ELMIRA S. CRUZ-CAISIDO</u>								
<i>Supervising Admin Officer</i>	<i>Accountant III</i>				<i>Chief Administrative Officer</i>					<i>Deputy Executive Director IV</i>								
Date: 6-Oct-15	Date: 6-Oct-15				Date:					Date:								

MONTHLY REPORT OF DISBURSEMENTS
For the month of July 31, 2015


Department : Department of Budget and Management
 Agency : Government Procurement Policy Board - Technical Support Office (GPPB-TSO)
 Operating Unit : GPPB-TSO
 Organization Code (UACS) : 06 002 00 00000
 Funding Source Code (as clustered) : 1 01 101 / 1 02 101
 (e.g. Old Fund Code: 101,102, 151)



PARTICULARS	CURRENT YEAR BUDGET					PRIOR YEAR'S BUDGET											SUB-TOTAL	TRUST LIABILITIES				GRAND TOTAL					Remarks	
	PS	MOOE	Fin. Exp	CO	TOTAL	PRIOR YEAR'S ACCOUNTS PAYABLE					CURRENT YEAR'S ACCOUNTS PAYABLE					TOTAL		PS	MOOE	CO	TOTAL	PS	MOOE	Fin. Exp	CO	TOTAL		
						PS	MOOE	Fin. Exp	CO	Sub-Total	PS	MOOE	Fin. Exp	CO	Sub-Total													
1	2	3	4	5	6=(2+3+4+5)	7	8	9	10	11=(7+8+9+10)	12	13	14	15	16=(12+13+14+15)	17=(11+16)	18=(6+17)	19	20	21	22=(19+20+21)	23	24	25	26	27=(23+24+25+26)	28	
Notice of Cash Allocation (NCA)																												
MDS Checks Issued	322,151.64	251,666.28	0.00	0.00	573,817.92	0.00	16,875.00	0.00	0.00	16,875.00	0.00	0.00	0.00	0.00	0.00	16,875.00	590,692.87	0.00	0.00	0.00	0.00	322,151.64	266,541.23	0.00	0.00	590,692.87		
Advice to Debit Account	961,000.08	116,748.26	0.00	0.00	1,077,748.34	0.00	0.00	0.00	0.00	0.00	0.00	0.00	0.00	0.00	0.00	0.00	1,077,748.34	0.00	0.00	0.00	0.00	961,000.08	116,748.26	0.00	0.00	1,077,748.34		
Working Fund (NCA issued to BTr)					0.00					0.00						0.00	0.00	0.00	0.00	0.00	0.00	0.00	0.00	0.00	0.00	0.00		
Tax Remittance Advices Issued (TRA)	208,403.97	13,307.58	0.00	0.00	219,711.55	0.00	1,125.00	0.00	0.00	1,125.00	0.00	0.00	0.00	0.00	0.00	1,125.00	220,836.55	0.00	0.00	0.00	0.00	208,403.97	14,432.58	0.00	0.00	220,836.55		
Cash Disbursement Ceiling (CDC)					0.00					0.00						0.00	0.00	0.00	0.00	0.00	0.00	0.00	0.00	0.00	0.00	0.00		
Non-Cash Availment Authority (NCAA)					0.00					0.00						0.00	0.00	0.00	0.00	0.00	0.00	0.00	0.00	0.00	0.00	0.00		
Others (CDT, BTr Docs Stamp, etc.)					0.00					0.00						0.00	0.00	0.00	0.00	0.00	0.00	0.00	0.00	0.00	0.00	0.00		
TOTAL	1,489,555.69	381,722.07	0.00	0.00	1,871,277.76	0.00	13,000.00	0.00	0.00	13,000.00	0.00	0.00	0.00	0.00	0.00	18,000.00	1,889,277.76	0.00	0.00	0.00	0.00	1,489,555.69	399,722.07	0.00	0.00	1,889,277.76		

SUMMARY:

	Previous Report (June)	This month (July)	As of Date		Previous Report (June)	This month (July)	As of Date
Total Disbursement Authorities Received				Total Disbursements Program	20,760,464.66	3,952,898.55	24,103,291.21
NCA	19,418,588.00	3,132,000.00	22,550,588.00	Less: * Actual Disbursements	17,051,215.97	1,889,277.76	18,940,493.73
Working Fund	0.00	0.00	0.00	(Over)/Under spending	3,699,238.69	1,463,558.79	5,162,797.48
TRA	1,331,866.66	220,836.55	1,552,703.21				
CDC	0.00	0.00	0.00				
NCAA	0.00	0.00	0.00				
Others (CDT, BTr Docs Stamp, etc.)	0.00	0.00	0.00				
Less: Notice of Transfer Allocations (NTA) issued	0.00	0.00	0.00				
Total Disbursements Authorities Available	20,750,454.66	3,352,836.55	24,103,291.21				
Less: Lapsed NCA	3,699,238.69	0.00	3,699,238.69				
Disbursements *	17,051,215.97	1,889,277.76	18,940,493.73				
Balance of Disbursements Authorities as of to date	0.00	1,463,558.79	1,463,558.79				

Notes: The use of NTA is discouraged
 * Amounts should tally

Certified Correct:

 KRISTINE DALE M. CORPUZ
 Agency Chief Accountant
 Date: 6-Oct-15

Approved By:

 ELMIRA S. CRUZ-CAISIDO
 Deputy Executive Director IV
 Date: 

MONTHLY REPORT OF DISBURSEMENTS
For the month of August 31, 2015

Department : Department of Budget and Management
 Agency : Government Procurement Policy Board - Technical Support Office (GPPB-TSO)
 Operating Unit : GPPB-TSO
 Organization Code (UACS) : 06 002 00 00000
 Funding Source Code (as clustered) : 1 01 101 / 1 02 101
 (e.g. Old Fund Code: 101,102, 151)

PARTICULARS	CURRENT YEAR BUDGET					PRIOR YEAR'S BUDGET											SUB-TOTAL	TRUST LIABILITIES				GRAND TOTAL					Remarks	
	PS	MOOE	Fin. Exp	CO	TOTAL	PRIOR YEAR'S ACCOUNTS PAYABLE					CURRENT YEAR'S ACCOUNTS PAYABLE					TOTAL		PS	MOOE	CO	TOTAL	PS	MOOE	Fin. Exp	CO	TOTAL		
						PS	MOOE	Fin. Exp	CO	Sub-Total	PS	MOOE	Fin. Exp	CO	Sub-Total													
1	2	3	4	5	6=(2+3+4+5)	7	8	9	10	11=(7+8+9+10)	12	13	14	15	16=(12+13+14+15)	17=(11+16)	18=(6+17)	19	20	21	22=(19+20+21)	23	24	25	26	27=(23+24+25+26)	28	
Notice of Cash Allocation (NCA)																												
MDS Checks Issued	361,523.36	889,658.72	0.00	0.00	1,251,182.08	0.00	16,875.00	0.00	0.00	16,875.00	0.00	0.00	0.00	0.00	0.00	16,875.00	1,268,057.08	0.00	0.00	0.00	0.00	361,523.36	906,538.72	0.00	0.00	0.00	1,268,057.08	
Advice to Debit Account	983,851.91	103,532.96	0.00	0.00	1,087,384.87	0.00	0.00	0.00	0.00	0.00	0.00	0.00	0.00	0.00	0.00	0.00	1,087,384.87	0.00	0.00	0.00	0.00	983,851.91	103,532.96	0.00	0.00	0.00	1,087,384.87	
Working Fund (NCA issued to BTr)					0.00					0.00						0.00	0.00	0.00	0.00	0.00	0.00	0.00	0.00	0.00	0.00	0.00	0.00	
Tax Remittance Advices Issued (TRA)	218,691.88	53,500.54	0.00	0.00	272,192.42	0.00	1,125.00	0.00	0.00	1,125.00	0.00	0.00	0.00	0.00	0.00	1,125.00	273,317.42	0.00	0.00	0.00	0.00	218,691.88	54,625.54	0.00	0.00	0.00	273,317.42	
Cash Disbursement Ceiling (CDC)					0.00					0.00						0.00	0.00	0.00	0.00	0.00	0.00	0.00	0.00	0.00	0.00	0.00	0.00	
Non-Cash Availment Authority (NCAA)					0.00					0.00						0.00	0.00	0.00	0.00	0.00	0.00	0.00	0.00	0.00	0.00	0.00	0.00	
Others (CDT, BTr Docs Stamp, etc.)					0.00					0.00						0.00	0.00	0.00	0.00	0.00	0.00	0.00	0.00	0.00	0.00	0.00	0.00	
TOTAL	1,584,067.15	1,046,692.22	0.00	0.00	2,610,759.37	0.00	18,000.00	0.00	0.00	18,000.00	0.00	0.00	0.00	0.00	0.00	18,000.00	2,628,759.37	0.00	0.00	0.00	0.00	1,564,067.15	1,064,692.22	0.00	0.00	0.00	2,628,759.37	

SUMMARY:

	Previous Report (July)	This month (August)	As of Date	Previous Report (July)	This month (August)	As of Date
Total Disbursement Authorities Received						
NCA	22,550,588.00	2,447,000.00	24,997,588.00	24,103,291.21	2,720,317.42	26,823,608.63
Working Fund	0.00	0.00	0.00	18,940,493.73	2,628,759.37	21,569,253.10
TRA	1,552,703.21	273,317.42	1,826,020.63	5,162,797.48	91,556.05	5,254,353.53
CDC	0.00	0.00	0.00			
NCAA	0.00	0.00	0.00			
Others (CDT, BTr Docs Stamp, etc.)	0.00	0.00	0.00			
Less: Notice of Transfer Allocations (NTA)* issued	0.00	0.00	0.00			
Total Disbursements Authorities Available	24,103,291.21	2,720,317.42	26,823,608.63			
Less: Lapsed NCA	3,696,238.69	0.00	3,696,238.69			
Disbursements *	18,940,493.73	2,628,759.37	21,569,253.10			
Balance of Disbursements Authorities as of to date	1,466,558.79	91,558.05	1,558,116.84			

Notes: The use of NTA is discouraged
* Amounts should tally

Certified Correct:

Kristine Daley
KRISTINE DALEY CORPUZ
Agency Chief Accountant
Date: 8-Oct-15

Approved By:

Elmira Cruz-Caisido
ELMIRA ST. CRUZ-CAISIDO
Deputy Executive Director IV
Date: *10/15/15*

MONTHLY REPORT OF DISBURSEMENTS
For the month of September 30, 2015


Department : Department of Budget and Management
 Agency : Government Procurement Policy Board - Technical Support Office (GPPB-TSO)
 Operating Unit : GPPB-TSO
 Organization Code (UACS) : 06 002 00 00000
 Funding Source Code (as clustered) : 1 01 101 / 1 02 101
 (e.g. Old Fund Code: 101,102, 151)



PARTICULARS	CURRENT YEAR BUDGET					PRIOR YEAR'S BUDGET											SUB-TOTAL	TRUST LIABILITIES				GRAND TOTAL					Remarks	
	PS	MOOE	Fin. Exp	CO	TOTAL	PRIOR YEAR'S ACCOUNTS PAYABLE					CURRENT YEAR'S ACCOUNTS PAYABLE					TOTAL		PS	MOOE	CO	TOTAL	PS	MOOE	Fin. Exp	CO	TOTAL		
						PS	MOOE	Fin. Exp	CO	Sub-Total	PS	MOOE	Fin. Exp	CO	Sub-Total													
1	2	3	4	5	6=(2+3+4+5)	7	8	9	10	11=(7+8+9+10)	12	13	14	15	16=(12+13+14+15)	17=(11+16)	18=(6+17)	19	20	21	22=(19+20+21)	23	24	25	26	27=(23+24+25+26)	28	
Notice of Cash Allocation (NCA)																												
MDS Checks Issued	349,277.24	485,927.86	0.00	66,250.00	901,455.10	0.00	294,375.00	0.00	0.00	294,375.00	0.00	0.00	0.00	0.00	0.00	294,375.00	1,195,830.10	0.00	0.00	0.00	0.00	349,277.24	790,302.86	0.00	66,250.00	1,195,830.10		
Advice to Debit Account	1,246,625.22	838,024.67	0.00	0.00	2,084,649.89	0.00	0.00	0.00	0.00	0.00	0.00	0.00	0.00	0.00	0.00	0.00	2,084,649.89	0.00	0.00	0.00	0.00	1,246,625.22	838,024.67	0.00	0.00	2,084,649.89		
Working Fund (NCA issued to BTr)					0.00					0.00						0.00						0.00				0.00		
Tax Remittance Advices Issued (TRA)	223,389.00	60,301.92	0.00	3,750.00	287,440.92	0.00	19,625.00	0.00	0.00	19,625.00	0.00	0.00	0.00	0.00	0.00	19,625.00	307,065.92	0.00	0.00	0.00	0.00	223,389.00	79,928.92	0.00	3,750.00	307,065.92		
Cash Disbursement Ceiling (CDC)					0.00					0.00						0.00						0.00				0.00		
Non-Cash Availment Authority (NCAA)					0.00					0.00						0.00						0.00				0.00		
Others (CDT, BTr Docs Stamp, etc.)					0.00					0.00						0.00						0.00				0.00		
TOTAL	1,819,291.46	1,384,254.45	0.00	70,000.00	3,273,545.91	0.00	314,000.00	0.00	0.00	314,000.00	0.00	0.00	0.00	0.00	0.00	314,000.00	3,587,545.91	0.00	0.00	0.00	0.00	1,819,291.46	1,698,254.45	0.00	70,000.00	3,587,545.91		

SUMMARY:

	Previous Report (August)	This month (September)	As of Date	Previous Report (August)	This month (September)	As of Date
Total Disbursement Authorities Received				26,823,608.63	2,930,655.92	29,753,674.55
NCA	24,997,588.00	2,623,000.00	27,620,588.00			
Working Fund	0.00	0.00	0.00			
TRA	1,826,020.63	307,065.92	2,133,086.55			
CDC	0.00	0.00	0.00			
NCAA	0.00	0.00	0.00			
Others (CDT, BTr Docs Stamp, etc.)	0.00	0.00	0.00			
Less: Notice of Transfer Allocations (NTA)* issued	0.00	0.00	0.00			
Total Disbursements Authorities Available	26,823,608.63	2,930,655.92	29,753,674.55			
Less: Lapsed NCA	3,699,238.69	897,638.85	4,596,875.54			
Disbursements *	21,589,253.10	3,587,545.91	25,156,799.01			
Balance of Disbursements Authorities as of to date	1,555,116.84	(1,555,116.84)	0.00			

Notes: The use of NTA is discouraged
 * Amounts should tally

Certified Correct:

 KRISTINE DALEY CORPUZ
 Agency Chief Accountant
 Date: 8-Oct-15

Approved By:

 ELMIRA S. CRUZ-CAISIDO
 Deputy Executive Director IV
 Date: 

MONTHLY REPORT OF DISBURSEMENTS
For the month of July 31, 2015

Department : Department of Budget and Management
 Agency : Government Procurement Policy Board - Technical Support Office (GPPB-TSO)
 Operating Unit : GPPB-TSO
 Organization Code (UACS) : 05 002 00 00000
 Funding Source Code (as clustered) : 1 04 164
 (e.g. Old Fund Code: 101,102, 151)

PARTICULARS	CURRENT YEAR BUDGET					PRIOR YEAR'S BUDGET											SUB-TOTAL	TRUST LIABILITIES				GRAND TOTAL					Remarks
	PS	MOOE	Fin. Exp	CO	TOTAL	PRIOR YEAR'S ACCOUNTS PAYABLE					CURRENT YEAR'S ACCOUNTS PAYABLE					TOTAL		PS	MOOE	CO	TOTAL	PS	MOOE	Fin. Exp	CO	TOTAL	
						PS	MOOE	Fin. Exp	CO	Sub-Total	PS	MOOE	Fin. Exp	CO	Sub-Total												
1	2	3	4	5	6=(2+3+4+5)	7	8	9	10	11=(7+8+9+10)	12	13	14	15	16=(12+13+14+15)	17=(11+16)	18=(6+17)	19	20	21	22=(19+20+21)	23	24	25	26	27=(23+24+25+26)	28
Notice of Cash Allocation (NCA)																											
MDS Checks Issued	0.00	0.00	0.00	0.00	0.00	0.00	0.00	0.00	0.00	0.00	0.00	0.00	0.00	0.00	0.00	0.00	0.00	0.00	0.00	0.00	0.00	0.00	0.00	0.00	0.00	0.00	0.00
Advice to Debit Account	0.00	0.00	0.00	0.00	0.00	0.00	0.00	0.00	0.00	0.00	0.00	0.00	0.00	0.00	0.00	0.00	0.00	0.00	0.00	0.00	0.00	0.00	0.00	0.00	0.00	0.00	0.00
Working Fund (NCA issued to BTR)	0.00	0.00	0.00	0.00	0.00	0.00	0.00	0.00	0.00	0.00	0.00	0.00	0.00	0.00	0.00	0.00	0.00	0.00	0.00	0.00	0.00	0.00	0.00	0.00	0.00	0.00	0.00
Tax Remittance Advices Issued (TRA)	0.00	0.00	0.00	0.00	0.00	0.00	0.00	0.00	0.00	0.00	0.00	0.00	0.00	0.00	0.00	0.00	0.00	0.00	0.00	0.00	0.00	0.00	0.00	0.00	0.00	0.00	0.00
Cash Disbursement Ceiling (CDC)	0.00	0.00	0.00	0.00	0.00	0.00	0.00	0.00	0.00	0.00	0.00	0.00	0.00	0.00	0.00	0.00	0.00	0.00	0.00	0.00	0.00	0.00	0.00	0.00	0.00	0.00	0.00
Non-Cash Availment Authority (NCAA) [Direct Payment from World Bank/for request of NCAA]	0.00	0.00	0.00	0.00	0.00	0.00	1,024,031.72	0.00	0.00	1,024,031.72	0.00	0.00	0.00	0.00	0.00	1,024,031.72	1,024,031.72	0.00	0.00	0.00	0.00	0.00	1,024,031.72	0.00	0.00	1,024,031.72	0.00
Others (CDT, BTR Docs Stamp, etc.)	0.00	0.00	0.00	0.00	0.00	0.00	0.00	0.00	0.00	0.00	0.00	0.00	0.00	0.00	0.00	0.00	0.00	0.00	0.00	0.00	0.00	0.00	0.00	0.00	0.00	0.00	0.00
TOTAL	0.00	0.00	0.00	0.00	0.00	0.00	1,024,031.72	0.00	0.00	1,024,031.72	0.00	0.00	0.00	0.00	0.00	1,024,031.72	1,024,031.72	0.00	0.00	0.00	0.00	0.00	1,024,031.72	0.00	0.00	1,024,031.72	0.00

SUMMARY:

	Previous Report (June)	This month (July)	As of Date	Previous Report (June)	This month (July)	As of Date
Total Disbursement Authorities Received						
NCA	0.00	0.00	0.00	4,147,388.56	1,024,031.72	5,171,420.28
Working Fund	1,514,860.15	0.00	1,514,860.15	3,898,308.00	1,024,031.72	4,922,339.72
TRA	0.00	0.00	0.00	249,080.56	-	249,080.56
CDC	0.00	0.00	0.00			
NCAA (for request)	2,632,528.41	1,024,031.72	3,656,560.13			
Others (CDT, BTR Docs Stamp, etc.)	0.00	0.00	0.00			
Less: Notice of Transfer Allocations (NTA) issued	0.00	0.00	0.00			
Total Disbursements Authorities Available	4,147,388.56	1,024,031.72	5,171,420.28			
Less: Lapsed NCA	0.00	0.00	0.00			
Disbursements *	3,898,308.00	1,024,031.72	4,922,339.72			
Balance of Disbursements Authorities as of to date	249,080.56	0.00	249,080.56			

Notes: The use of NTA is discouraged
 * Amounts should tally

Certified Correct:
Kristine Dalrymple
 KRISTINE DALRYMPLE
 Agency Chief Accountant
 Date: 6-Oct-15

Approved By:
Elmira S. Cruz-Caisido
 ELMIRA S. CRUZ-CAISIDO
 Deputy Executive Director IV
 Date:

MONTHLY REPORT OF DISBURSEMENTS
For the month of August 31, 2015

Department : Department of Budget and Management
 Agency : Government Procurement Policy Board - Technical Support Office (GPPB-TSO)
 Operating Unit : GPPB-TSO
 Organization Code (UACS) : 06 002 00 00000
 Funding Source Code (as clustered) : 1 04 164
 (e.g. Old Fund Code: 101,102, 151)


PARTICULARS	CURRENT YEAR BUDGET					PRIOR YEAR'S BUDGET											SUB-TOTAL	TRUST LIABILITIES				GRAND TOTAL					Remarks	
	PS	MOOE	Fin. Exp	CO	TOTAL	PRIOR YEAR'S ACCOUNTS PAYABLE					CURRENT YEAR'S ACCOUNTS PAYABLE							TOTAL	PS	MOOE	CO	TOTAL	PS	MOOE	Fin. Exp	CO		TOTAL
						PS	MOOE	Fin. Exp	CO	Sub-Total	PS	MOOE	Fin. Exp	CO	Sub-Total													
1	2	3	4	5	6=(2+3+4+5)	7	8	9	10	11=(7+8+9+10)	12	13	14	15	16=(12+13+14+15)	17=(11+16)	18=(6+17)	19	20	21	22=(19+20+21)	23	24	25	26	27=(23+24+25+26)	28	
Notice of Cash Allocation (NCA) MDS Checks Issued Advice to Debit Account Working Fund (NCA issued to BTr) Tax Remittance Advices Issued (TRA) Cash Disbursement Ceiling (CDC) Non-Cash Availment Authority (NCAA) [Direct Payment from World Bank/for request of NCAA] Others (CDT, BTr Docs Stamp, etc.) TOTAL	0.00 0.00 0.00 0.00 0.00 0.00 0.00 0.00	0.00 0.00 0.00 0.00 0.00 0.00 0.00 0.00	0.00 0.00 0.00 0.00 0.00 0.00 0.00 0.00	0.00 0.00 0.00 0.00 0.00 0.00 0.00 0.00	0.00 0.00 0.00 0.00 0.00 0.00 0.00 0.00	0.00 0.00 0.00 0.00 0.00 0.00 0.00 0.00	0.00 0.00 0.00 0.00 0.00 0.00 0.00 0.00	0.00 0.00 0.00 0.00 0.00 0.00 0.00 0.00	0.00 0.00 0.00 0.00 0.00 0.00 0.00 0.00	0.00 0.00 0.00 0.00 0.00 0.00 0.00 0.00	0.00 0.00 0.00 0.00 0.00 0.00 0.00 0.00	0.00 0.00 0.00 0.00 0.00 0.00 0.00 0.00	0.00 0.00 0.00 0.00 0.00 0.00 0.00 0.00	0.00 0.00 0.00 0.00 0.00 0.00 0.00 0.00	0.00 0.00 0.00 0.00 0.00 0.00 0.00 0.00	0.00 0.00 0.00 0.00 0.00 0.00 0.00 0.00	0.00 0.00 0.00 0.00 0.00 0.00 0.00 0.00	0.00 0.00 0.00 0.00 0.00 0.00 0.00 0.00	0.00 0.00 0.00 0.00 0.00 0.00 0.00 0.00	0.00 0.00 0.00 0.00 0.00 0.00 0.00 0.00	0.00 0.00 0.00 0.00 0.00 0.00 0.00 0.00	0.00 0.00 0.00 0.00 0.00 0.00 0.00 0.00	0.00 0.00 0.00 0.00 0.00 0.00 0.00 0.00	0.00 0.00 0.00 0.00 0.00 0.00 0.00 0.00	0.00 0.00 0.00 0.00 0.00 0.00 0.00 0.00	0.00 0.00 0.00 0.00 0.00 0.00 0.00 0.00	0.00 0.00 0.00 0.00 0.00 0.00 0.00 0.00	0.00 0.00 0.00 0.00 0.00 0.00 0.00 0.00


SUMMARY:

	Previous Report (July)	This month (August)	As of Date		Previous Report (July)	This month (August)	As of Date
Total Disbursement Authorities Received				Total Disbursements Program	5,171,420.28	-	5,171,420.28
NCA	0.00	0.00	0.00	Less: * Actual Disbursements	4,922,339.72	122,084.25	5,044,403.97
Working Fund	1,514,960.15	0.00	1,514,960.15	(Over)/Under spending	249,080.56	(122,084.25)	127,016.31
TRA	0.00	0.00	0.00				
GDC	0.00	0.00	0.00				
NCAA (for request)	3,656,560.13	0.00	3,656,560.13				
Others (CDT, BTr Docs Stamp, etc.)	0.00	0.00	0.00				
Less: Notice of Transfer Allocations (NTA)* issued	0.00	0.00	0.00				
Total Disbursements Authorities Available	5,171,420.28	0.00	5,171,420.28				
Less: Lapsed NCA	0.00	0.00	0.00				
Disbursements *	4,922,339.72	122,084.25	5,044,403.97				
Balance of Disbursements Authorities as of to date	249,080.56	(122,084.25)	127,016.31				

Notes: The use of NTA is discouraged

* Amounts should tally

Certified Correct:

 KRISTINE DALEY CORPUZ
 Agency Chief Accountant
 Date: 6-Oct-15

Approved By:

 ELMIRA S. CRUZ-CASIDO
 Deputy Executive Director IV
 Date:

MONTHLY REPORT OF DISBURSEMENTS
For the month of September 30, 2015


Department : Department of Budget and Management
 Agency : Government Procurement Policy Board - Technical Support Office (GPPB-TSO)
 Operating Unit : GPPB-TSO
 Organization Code (UACS) : 06 002 00 00000
 Funding Source Code (as clustered) : 1 04 164
 (e.g. Old Fund Code: 101,102, 151)


PARTICULARS	CURRENT YEAR BUDGET					PRIOR YEAR'S BUDGET											SUB-TOTAL	TRUST LIABILITIES				GRAND TOTAL					Remarks	
	PS	MOOE	Fin. Exp	CO	TOTAL	PRIOR YEAR'S ACCOUNTS PAYABLE					CURRENT YEAR'S ACCOUNTS PAYABLE					TOTAL		PS	MOOE	CO	TOTAL	PS	MOOE	Fin. Exp	CO	TOTAL		
						PS	MOOE	Fin. Exp	CO	Sub-Total	PS	MOOE	Fin. Exp	CO	Sub-Total													
1	2	3	4	5	6=(2+3+4+5)	7	8	9	10	11=(7+8+9+10)	12	13	14	15	16=(12+13+14+15)	17=(11+16)	18=(6+17)	19	20	21	22=(19+20+21)	23	24	25	26	27=(23+24+25+26)	28	
Notice of Cash Allocation (NCA)																												
MDS Checks Issued	0.00	0.00	0.00	0.00	0.00	0.00	0.00	0.00	0.00	0.00	0.00	0.00	0.00	0.00	0.00	0.00	0.00	0.00	0.00	0.00	0.00	0.00	0.00	0.00	0.00	0.00	0.00	
Advice to Debit Account	0.00	0.00	0.00	0.00	0.00	0.00	0.00	0.00	0.00	0.00	0.00	0.00	0.00	0.00	0.00	0.00	0.00	0.00	0.00	0.00	0.00	0.00	0.00	0.00	0.00	0.00	0.00	
Working Fund (NCA issued to BTr)	0.00	0.00	0.00	0.00	0.00	0.00	0.00	100,281.48	0.00	0.00	100,281.48	0.00	0.00	0.00	0.00	0.00	100,281.48	0.00	0.00	0.00	0.00	0.00	100,281.48	0.00	0.00	0.00	100,281.48	
Tax Remittance Advices Issued (TRA)	0.00	0.00	0.00	0.00	0.00	0.00	0.00	0.00	0.00	0.00	0.00	0.00	0.00	0.00	0.00	0.00	0.00	0.00	0.00	0.00	0.00	0.00	0.00	0.00	0.00	0.00	0.00	
Cash Disbursement Ceiling (CDC)	0.00	0.00	0.00	0.00	0.00	0.00	0.00	0.00	0.00	0.00	0.00	0.00	0.00	0.00	0.00	0.00	0.00	0.00	0.00	0.00	0.00	0.00	0.00	0.00	0.00	0.00	0.00	
Non-Cash Availment Authority (NCAA) [Direct Payment from World Bank/for request of NCAA]	0.00	0.00	0.00	0.00	0.00	0.00	0.00	503,740.00	0.00	0.00	503,740.00	0.00	0.00	0.00	0.00	0.00	503,740.00	503,740.00	0.00	0.00	0.00	0.00	0.00	503,740.00	0.00	0.00	503,740.00	
Others (CDT, BTr Docs Stamp, etc.)	0.00	0.00	0.00	0.00	0.00	0.00	0.00	0.00	0.00	0.00	0.00	0.00	0.00	0.00	0.00	0.00	0.00	0.00	0.00	0.00	0.00	0.00	0.00	0.00	0.00	0.00	0.00	
TOTAL	0.00	0.00	0.00	0.00	0.00	0.00	0.00	604,021.48	0.00	0.00	604,021.48	0.00	0.00	0.00	0.00	0.00	604,021.48	604,021.48	0.00	0.00	0.00	0.00	0.00	604,021.48	0.00	0.00	604,021.48	

SUMMARY:

	Previous Report (Aug)	This month (Sept)	As of Date	Previous Report (Aug)	This month (Sept)	As of Date
Total Disbursement Authorities Received						
NCA	0.00	0.00	0.00	5,171,420.28	503,740.00	5,675,160.20
Working Fund	1,514,860.15	0.00	1,514,860.15	5,044,403.97	604,021.48	5,648,425.46
TRA	0.00	0.00	0.00	127,016.31	(100,281.48)	26,734.83
CDC	0.00	0.00	0.00			
NCAA (for request)	3,856,560.13	503,740.00	4,160,300.14			
Others (CDT, BTr Docs Stamp, etc.)	0.00	0.00	0.00			
Less: Notice of Transfer Allocations (NTA) issued	0.00	0.00	0.00			
Total Disbursements Authorities Available	<u>5,171,420.28</u>	<u>503,740.00</u>	<u>5,675,160.29</u>			
Less: Lapsed NCA	0.00	0.00	0.00			
Disbursements *	5,044,403.97	604,021.48	5,648,425.46			
Balance of Disbursements Authorities as of to date	<u>127,016.31</u>	<u>(100,281.48)</u>	<u>26,734.83</u>			

Notes: The use of NTA is discouraged
 * Amounts should tally

Certified Correct:

 KRISTINE DALEY-CORPUZ
 Agency Chief Accountant
 Date: 6-Oct-15

Approved By:

 ELMIRA S. CRUZ-CAISIDO
 Deputy Executive Director IV
 Date:

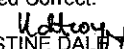
QUARTERLY REPORT OF REVENUE AND OTHER RECEIPTS


As of the Quarter Ending September 30, 2015

(In Pesos)

Department : Department of Budget and Management
 Agency : Government Procurement Policy Board-Technical Support Office
 Operating Unit :
 Organization Code (UACS) : 06 002

CLASSIFICATION / SOURCES OF REVENUE AND OTHER RECEIPTS	UACS Code	REVENUE TARGET (Annual)	ACTUAL REVENUE AND OTHER RECEIPTS COLLECTIONS					CUMULATIVE REMITTANCE /DEPOSITS TO DATE			VARIANCE		Remarks
			1st Quarter	2nd Quarter	3rd Quarter	4th Quarter	TOTAL	Remittance to BTr	Deposited with AGDB	Total	Amount	%	
1	2	3	4	5	6	7	8=(4+5+6+7)	9	10	11=(9+10)	12=(8-3)	13 = (12 / 3)	14
A. General Fund (formerly Fund 101)			N/A										
B. Special Account in the			N/A										
C. Off-Budget Accounts (formerly Fund 161 to 164, etc.)													
- Non-Tax													
Seminar/Training Fees	40202040 00		723,484.08	788,624.97	1,546,199.75	0.00	3,058,308.80	1,109,706.19	1,948,602.61	3,058,308.80			
Other Service Income	40201990 00		2,340.80	0.00	468.16	0.00	2,808.96	2,808.96	0.00	2,808.96			
Gain on Sale of Property, Plant and Equipment	40501040 00		0.00	0.00	3,225.28	0.00	3,225.28	3,225.28	0.00	3,225.28			
Sale of Abandoned Properties	40601010 00		0.00	0.00	23,774.72	0.00	23,774.72	23,775	0.00	23,774.72			
D. Custodial Funds (formerly Fund 101-184, 187)			N/A										
TOTAL			725,824.88	788,624.97	1,573,667.91	0.00	3,088,117.76	1,139,515.15	1,948,602.61	3,088,117.76			

Certified Correct:

 KRISTINE DALE Y. CORPUZ
 Accountant III
 Date:

Approved By:

 ELMIRA S. CRUZ-CAISIDO
 Deputy Executive Director IV
 Date: